

當日市場：銀行股帶領市場的漲勢

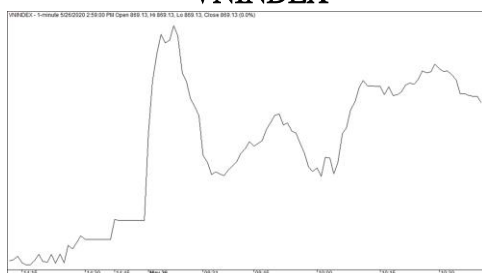
2020/05/26

市場走勢

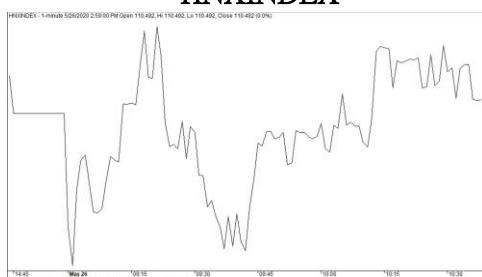
市場指數	VNI	HNI	UPCOM
收盤	869.13	110.49	55.33
%日	1.17%	1.23%	0.73%
%週	2.74%	1.53%	2.84%
%月	11.91%	3.29%	7.10%
%年	-10.40%	4.84%	0.11%
成交值(十億盾)			
當日	5,546	755	283
日均量/週	5,269	684	417
日均量/月	5,356	522	356
外資進出			
買進	465.82	4.14	12.10
賣出	505.17	6.38	26.09
買賣超	-39.35	-2.24	-13.99
市場漲跌家數			
上漲	238	99	129
下跌	89	79	97
持平	67	193	677
市場指標			
P/E	13.97	9.51	15.37
總市值 (兆盾)	2,999	204	829
股息殖利 率	4.26%	2.29%	5.25%

資料源: Bloomberg - YSVN

VNINDEX



HNIINDEX



市場走勢

由於國際市場的積極走勢，越南股市也表現出非常積極的趨勢，所有指數均強勁上漲。具體來說，VN-Index 上漲 1.17%，收於 869.13 點。 HNX-Index 同步上漲 1.23%，收於 110.49 點；Upcom-Index 上漲 0.71%。市場的總交易價值為 5 兆 9,500 億越南盾，比上一盤增長 13%。

市場在現金流的推動下強勁上漲，而在積極的市場寬度下，上漲的股票眾多。特別是，金融股扮演了激活和引領指數上漲的角色。強勁上漲的股票有：BID (+5.9%)，SSI (+5.5%)，BVH (+5.1%)，MBB (+1.7%)，HCM (+4.5%)。

此外，鋼鐵，工業區，房地產等類股近期強勁上漲的股票的漲勢持續擴大，如 HPG (+4%)，KBC (+4%)，TIP (+6.9%)，SZC (+4.2%)，PHR (+5.4%)，REE (+4.2%) 等。

外資仍然繼續賣超的趨勢，價值超過 550 億越南盾。他們集中拋售 VSC (206 億)，DBC (191 億)。相反，在最近兩盤中，外資集中買進 VNM (428 億)，PHR (257 億)。

市場短期觀點

我們認為，市場可能會在下一盤繼續保持漲勢，並接近 VN-Index 的 880 點阻力位和 VN30 的 833 點阻力位。同時，現金流量再次強勁增長，並在各類股之間平均分配，表明短期漲勢繼續得到加強。此外，投資者對當前的市場走勢表現非常樂觀。

我們的趨勢指標系統保持了 VN-Index 的上漲趨勢，支撐位在 836.53 點，HNX-Index 的短期趨勢從下跌轉為上漲。因此，我們建議投資者繼續持有較高的股票比重，並利用修正來買進新股票或增加股票比重。

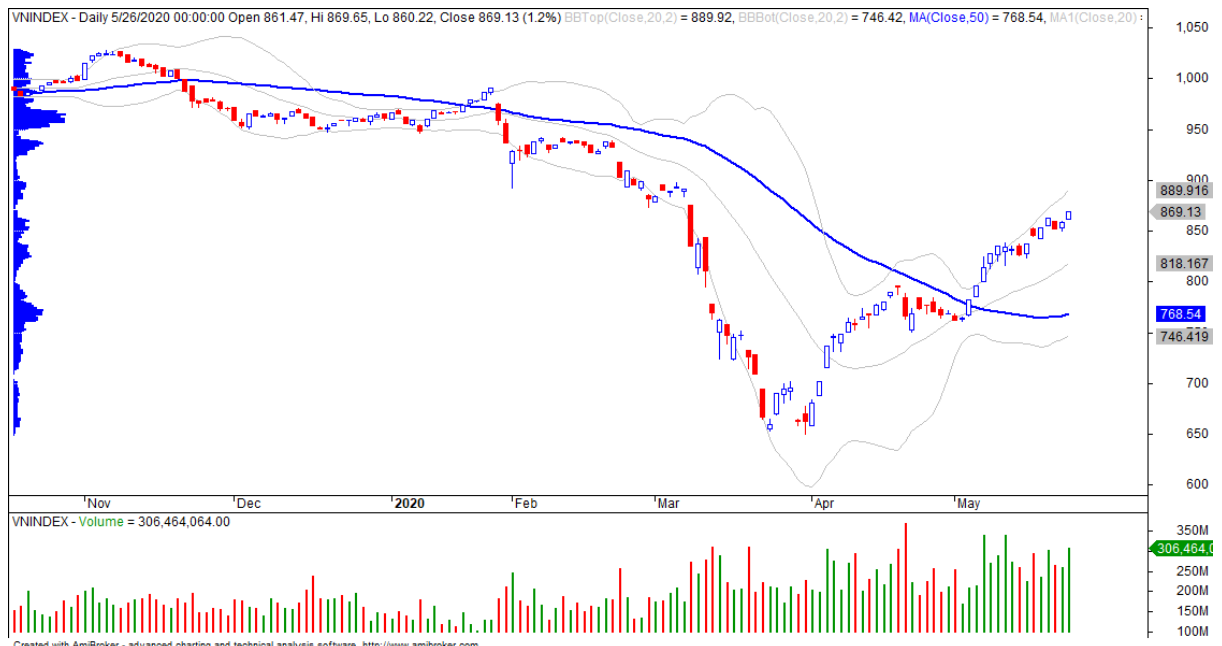
建議短線投資比重：82%股票/18%現金。

(股票趨勢追蹤圖在下一頁內更新)



We Create Fortune

技術分析圖



指數技術分析圖 VN-Index



指數技術分析圖 HNX-Index

指數	短期趨勢	中期趨勢	阻力區 1	阻力區 2	支撐區 1	支撐區 2
VN-Index	上漲	上漲	997	1,000	988	953
HNX-Index	上漲	上漲	106	108	99	90
VN30	上漲	上漲	895	935	877	863
VNMidcaps	上漲	上漲	992	1,030	969	963
VNSmallcaps	上漲	上漲	835	845	822	804

We Create Fortune

股票趨勢追蹤表

股票	價格	短期趨勢	中期趨勢	短期買進價格	短期停損	暫計短期利潤%	短期訊號	中期買進價格	中期停損	暫計中期利潤%	中期訊號
AAA	13.00	上漲	上漲	13.00	12.92	0.00%	買進	12.80	10.42	1.56%	
ACB	23.30	上漲	上漲	20.60	21.25	13.11%		22.40	22.19	4.02%	買進
ACV	59.90	上漲	上漲	49.50	57.67	21.01%		59.30	47.46	1.01%	
ANV	19.05	上漲	上漲	14.85	17.10	28.28%		16.80	14.46	13.39%	
ASM	5.55	上漲	上漲	4.15	5.08	33.73%		4.76	4.27	16.60%	
BFC	13.30	上漲	上漲	11.95	11.72	11.30%		12.25	10.21	8.57%	
BID	42.00	上漲	上漲	36.70	37.24	14.44%			40.35		
BMP	48.60	上漲	上漲	37.95	44.77	28.06%		45.00	39.85	8.00%	
BSR	6.40	上漲	下跌	6.10	5.95	4.92%			6.90		
BVH	52.00	上漲	上漲	39.50	46.49	31.65%		48.45	39.84	7.33%	
BWE	22.75	上漲	上漲	18.00	21.20	26.39%		20.45	18.37	11.25%	
CEO	7.70	上漲	上漲	6.80	7.15	13.24%		7.50	5.95	2.67%	
CII	19.90	上漲	下跌	21.00	19.41	-5.24%			21.58		
CMG	28.10	上漲	上漲	25.50	27.50	10.20%		29.50	23.76	-4.75%	
CMX	17.05	下跌	上漲		18.18			13.50	12.34	26.30%	
CSM	16.60	下跌	上漲		16.73			12.25	14.46	35.51%	
CTD	69.30	上漲	上漲	54.20	63.82	27.86%		61.70	53.85	12.32%	
CTG	23.15	上漲	上漲	20.10	21.55	15.17%		22.80	21.98	1.54%	買進
CTR	46.20	上漲	上漲	34.50	42.98	33.91%		42.00	32.88	10.00%	
CVT	18.10	上漲	上漲	17.55	16.92	3.13%		17.80	14.72	1.69%	
DCM	8.81	上漲	上漲	5.86	7.98	50.34%		6.40	7.05	37.66%	
DGC	33.50	上漲	上漲	22.50	30.43	48.89%		24.40	25.86	37.30%	
DGW	27.40	上漲	上漲	20.40	25.72	34.31%		23.70	22.17	15.61%	
DHA	31.75	上漲	上漲	31.55	29.76	0.63%		33.00	27.53	-3.79%	
DHC	37.20	下跌	上漲		37.76			38.00	32.54	-2.11%	
DHG	93.00	上漲	上漲	82.50	89.34	12.73%		96.00	80.87	-3.13%	
DIG	12.25	上漲	下跌	11.55	11.56	6.06%			12.63		
DPG	25.00	下跌	下跌		26.33				28.47		
DPM	15.05	上漲	上漲	15.30	13.84	-1.63%		13.70	12.16	9.85%	
DPR	38.00	上漲	下跌	36.15	36.13	5.12%			39.12		
DQC	17.50	上漲	上漲	16.75	15.98	4.48%		16.00	15.06	9.38%	
DRC	20.70	上漲	上漲	16.70	18.35	23.95%		18.85	16.24	9.81%	
DXG	11.55	上漲	上漲	8.89	10.23	29.92%		11.10	10.75	4.05%	買進
EIB	16.90	上漲	下跌	15.75	15.85	7.30%			16.97		

We Create Fortune

FCN	9.25	上漲	上漲	7.58	8.71	22.03%		8.98	7.64	3.01%	
FMC	27.10	上漲	上漲	18.70	24.81	44.92%		19.95	21.90	35.84%	
FPT	48.80	上漲	上漲	38.08	46.81	28.14%		43.72	41.13	11.63%	
GAS	74.90	上漲	上漲	63.00	70.41	18.89%		70.90	59.47	5.64%	
GEX	17.95	上漲	上漲	16.40	16.45	9.45%		16.65	13.04	7.81%	
GIL	19.30	上漲	上漲	17.20	18.33	12.21%			19.02		
GMD	20.15	上漲	上漲	16.50	18.39	22.12%		18.35	15.85	9.81%	
GTN	17.85	上漲	上漲	15.00	16.13	19.00%		17.20	13.78	3.78%	
GVR	13.10	上漲	上漲	10.10	11.80	29.70%		11.15	9.47	17.49%	
HAG	4.23	上漲	上漲	2.81	3.93	50.53%		3.38	3.12	25.15%	
HAX	11.70	上漲	上漲	11.30	11.18	3.54%		11.20	9.22	4.46%	
HBC	9.03	上漲	上漲	7.31	8.24	23.53%		8.51	6.36	6.11%	
HCM	19.85	上漲	上漲	13.55	17.33	46.49%		15.45	14.45	28.48%	
HDB	24.35	上漲	上漲	20.50	22.32	18.78%		22.85	18.65	6.56%	
HDC	18.40	下跌	下跌		19.35				18.98		
HDG	28.15	上漲	上漲	25.50	25.18	10.39%		25.65	20.65	9.75%	
HNG	14.40	上漲	上漲	12.80	13.56	12.50%		14.40	12.20	0.00%	
HPG	28.40	上漲	上漲	18.85	25.69	50.66%		20.70	20.17	37.20%	
HSG	9.89	上漲	上漲	5.56	8.95	77.88%		6.78	6.84	45.87%	
HT1	14.70	上漲	上漲	11.95	13.08	23.01%		12.90	11.60	13.95%	
HUT	2.00	上漲	上漲	1.60	1.80	25.00%		2.00	1.37	0.00%	
HVN	27.35	上漲	上漲	20.65	26.03	32.45%		25.85	22.78	5.80%	
KBC	14.25	上漲	上漲	11.75	12.39	21.28%			12.90		
KDH	22.05	下跌	上漲		22.60			21.35	19.60	3.28%	
KSB	22.80	上漲	上漲	14.00	20.49	62.86%		18.35	15.74	24.25%	
LCG	6.93	上漲	上漲	4.51	5.90	53.66%		5.45	4.61	27.16%	
LDG	5.72	上漲	下跌	5.44	5.00	5.15%			5.81		
LHG	18.20	上漲	上漲	12.60	16.72	44.44%		14.95	14.78	21.74%	
LPB	7.70	上漲	上漲	7.10	6.97	8.45%		7.60	7.48	1.32%	買進
MBB	17.60	上漲	上漲	15.75	16.52	11.75%		17.00	14.28	3.53%	
MPC	28.90	上漲	上漲	20.80	24.61	38.94%		24.10	21.14	19.92%	
MSN	62.50	上漲	上漲	61.00	59.31	2.46%		60.20	52.89	3.82%	
MSR	15.10	上漲	下跌	15.00	14.59	0.67%			16.05		
MWG	86.50	上漲	上漲	69.90	82.06	23.75%		82.00	67.73	5.49%	
NDN	18.00	上漲	上漲	15.80	16.32	13.92%		16.20	13.90	11.11%	
NKG	7.73	上漲	上漲	5.27	7.07	46.68%		6.47	5.45	19.47%	
NLG	23.60	上漲	上漲	20.80	22.85	13.46%		24.20	20.24	-2.48%	
NT2	21.40	上漲	上漲	18.10	20.10	18.23%		20.65	18.23	3.63%	
NTL	17.60	上漲	下跌	17.50	16.89	0.57%			19.42		

We Create Fortune

NVL	53.40	上漲	下跌	53.00	50.38	0.75%			55.62		
OIL	8.10	上漲	上漲	7.40	7.48	9.46%		7.70	6.57	5.19%	
PAC	22.50	下跌	上漲		23.72			20.40	19.37	10.29%	
PC1	17.55	上漲	上漲	11.80	15.97	48.73%		13.95	13.92	25.81%	
PDR	24.85	上漲	上漲	26.80	23.80	-7.28%		26.80	21.91	-7.28%	
PHR	51.30	上漲	上漲	38.85	43.79	32.05%		44.30	36.86	15.80%	
PLX	46.90	上漲	上漲	39.97	44.07	17.34%		43.80	37.38	7.08%	
PNJ	64.20	上漲	上漲	55.50	60.19	15.68%		59.70	50.95	7.54%	
POW	10.60	上漲	上漲	10.60	10.49	0.00%	買進	9.55	8.49	10.99%	
PVT	11.15	上漲	上漲	10.65	10.14	4.69%		10.30	8.55	8.25%	
PPC	25.00	下跌	上漲		25.47			25.45	21.77	-1.77%	
PTB	48.45	上漲	上漲	39.35	44.81	23.13%		47.00	37.72	3.09%	
PVB	14.80	下跌	上漲		14.91			11.50	11.38	28.70%	
PVD	11.15	上漲	上漲	10.35	10.24	7.73%		9.80	7.91	13.78%	
PVI	30.70	上漲	上漲	33.40	30.06	-8.08%		30.70	28.05	0.00%	
PVS	13.00	上漲	上漲	11.30	12.13	15.04%		12.80	9.72	1.56%	
PXS	4.15	下跌	上漲	3.98	4.17	4.85%	賣出	3.70	3.06	12.16%	
QNS	26.20	上漲	上漲	22.60	23.80	15.93%		24.40	23.73	7.38%	買進
REE	32.50	上漲	上漲	30.20	30.33	7.62%			31.90		
SAB	175.30	上漲	上漲	172.00	162.90	1.92%		165.40	138.89	5.99%	
SAM	9.10	下跌	上漲		9.46			7.40	8.90	22.97%	
SCR	4.71	上漲	下跌	4.30	4.40	9.53%			4.82		
SHI	8.79	上漲	下跌	8.70	8.16	1.03%			9.06		
SJS	20.55	上漲	上漲	17.10	18.26	20.18%		19.50	15.68	5.38%	
SKG	10.25	上漲	上漲	7.90	9.81	29.75%		9.19	8.27	11.53%	
SSI	15.35	上漲	上漲	13.25	13.54	15.85%		13.30	11.69	15.41%	
STB	10.40	上漲	上漲	8.93	9.66	16.46%		9.73	8.02	6.89%	
TCB	21.15	上漲	上漲	16.95	20.02	24.78%		18.90	16.88	11.90%	
TCM	18.00	上漲	上漲	16.75	15.75	7.46%		16.10	12.71	11.80%	
TDH	8.76	上漲	上漲	8.67	8.27	1.04%		8.88	7.10	-1.35%	
TLH	3.24	上漲	上漲	2.88	3.11	12.50%		3.28	2.58	-1.22%	
TNG	14.50	上漲	上漲	14.10	12.37	2.84%		11.70	9.88	23.93%	
VCB	82.50	上漲	上漲	65.00	77.21	26.92%		76.00	62.53	8.55%	
VCG	25.20	下跌	下跌		25.49				26.09		
VCS	69.10	上漲	上漲	66.50	62.60	3.91%			68.26		
VGC	18.95	上漲	上漲	14.90	17.10	27.18%		16.65	14.90	13.81%	
VGT	8.50	上漲	上漲	8.80	7.87	-3.41%		8.40	6.62	1.19%	
VHC	35.25	上漲	上漲	25.10	32.18	40.44%		28.70	25.79	22.82%	
VHM	76.40	上漲	上漲	66.00	72.57	15.76%		67.10	59.93	13.86%	

We Create Fortune

VIB	16.40	上漲	上漲	14.70	14.90	11.56%		15.60	15.52	5.13%	買進
VIC	96.90	上漲	上漲	86.80	92.61	11.64%		95.00	81.54	2.00%	
VIP	4.94	上漲	上漲	4.33	4.68	14.09%		4.77	4.25	3.56%	
VJC	113.00	上漲	上漲	109.10	112.20	3.57%		117.40	101.35	-3.75%	
VND	13.15	上漲	上漲	11.80	11.74	11.44%			12.80		
VNG	13.80	上漲	下跌	13.40	13.12	2.99%			14.72		
VNM	117.60	上漲	上漲	105.00	110.01	12.00%		102.80	96.17	14.40%	
VPB	24.15	上漲	上漲	22.80	23.51	5.92%		22.80	18.82	5.92%	
VPI	42.00	上漲	上漲	42.00	41.45	0.00%		41.30	40.58	1.69%	
VRC	6.37	下跌	下跌		7.01				7.77		
VRE	26.50	上漲	上漲	26.55	24.52	-0.19%		23.80	19.95	11.34%	
VSC	29.20	上漲	上漲	24.50	26.24	19.18%		23.90	23.71	22.18%	

LARGECAPS 大型股票趨勢追蹤表

股票	價格	短期趨勢	中期趨勢	短期買進價格	短期停損	暫計短期利潤%	短期訊號	中期買進價格	中期停損	暫計中期利潤%	中期訊號
ACB	23.30	上漲	上漲	20.60	21.25	13.11%		22.40	22.19	4.02%	買進
BID	42.00	上漲	上漲	36.70	37.24	14.44%			40.35		
BSR	6.40	上漲	下跌	6.10	5.95	4.92%			6.90		
BVH	52.00	上漲	上漲	39.50	46.49	31.65%		48.45	39.84	7.33%	
CTG	23.15	上漲	上漲	20.10	21.55	15.17%		22.80	21.98	1.54%	買進
FPT	48.80	上漲	上漲	38.08	46.81	28.14%		43.72	41.13	11.63%	
GAS	74.90	上漲	上漲	63.00	70.41	18.89%		70.90	59.47	5.64%	
GEX	17.95	上漲	上漲	16.40	16.45	9.45%		16.65	13.04	7.81%	
GVR	13.10	上漲	上漲	10.10	11.80	29.70%		11.15	9.47	17.49%	
HDB	24.35	上漲	上漲	20.50	22.32	18.78%		22.85	18.65	6.56%	
HNG	14.40	上漲	上漲	12.80	13.56	12.50%		14.40	12.20	0.00%	
HPG	28.40	上漲	上漲	18.85	25.69	50.66%		20.70	20.17	37.20%	
HVN	27.35	上漲	上漲	20.65	26.03	32.45%		25.85	22.78	5.80%	
KDH	22.05	下跌	上漲		22.60			21.35	19.60	3.28%	
MBB	17.60	上漲	上漲	15.75	16.52	11.75%		17.00	14.28	3.53%	
MSN	62.50	上漲	上漲	61.00	59.31	2.46%		60.20	52.89	3.82%	
MWG	86.50	上漲	上漲	69.90	82.06	23.75%		82.00	67.73	5.49%	
NVL	53.40	上漲	下跌	53.00	50.38	0.75%			55.62		
OIL	8.10	上漲	上漲	7.40	7.48	9.46%		7.70	6.57	5.19%	
PLX	46.90	上漲	上漲	39.97	44.07	17.34%		43.80	37.38	7.08%	
PNJ	64.20	上漲	上漲	55.50	60.19	15.68%		59.70	50.95	7.54%	

We Create Fortune

POW	10.60	上漲	上漲	10.60	10.49	0.00%	買進	9.55	8.49	10.99%	
QNS	26.20	上漲	上漲	22.60	23.80	15.93%		24.40	23.73	7.38%	買進
REE	32.50	上漲	上漲	30.20	30.33	7.62%			31.90		
ROS	3.41	下跌	下跌		3.73				5.80		
SBT	15.00	上漲	下跌	14.00	14.08	7.14%			15.86		
SSI	15.35	上漲	上漲	13.25	13.54	15.85%		13.30	11.69	15.41%	
STB	10.40	上漲	上漲	8.93	9.66	16.46%		9.73	8.02	6.89%	
TCB	21.15	上漲	上漲	16.95	20.02	24.78%		18.90	16.88	11.90%	
TPB	21.10	上漲	下跌	18.75	20.45	12.53%			23.94		
VCB	82.50	上漲	上漲	65.00	77.21	26.92%		76.00	62.53	8.55%	
VCG	25.20	下跌	下跌		25.49				26.09		
VCS	69.10	上漲	上漲	66.50	62.60	3.91%			68.26		
VEA	41.00	上漲	下跌	31.50	39.26	30.16%			59.45		
VGI	30.20	上漲	上漲	22.60	27.52	33.63%		26.40	21.74	14.39%	
VHM	76.40	上漲	上漲	66.00	72.57	15.76%		67.10	59.93	13.86%	
VIB	16.40	上漲	上漲	14.70	14.90	11.56%		15.60	15.52	5.13%	買進
VIC	96.90	上漲	上漲	86.80	92.61	11.64%		95.00	81.54	2.00%	
VJC	113.00	上漲	上漲	109.10	112.20	3.57%		117.40	101.35	-3.75%	
VNM	117.60	上漲	上漲	105.00	110.01	12.00%		102.80	96.17	14.40%	
VPB	24.15	上漲	上漲	22.80	23.51	5.92%		22.80	18.82	5.92%	
VRE	26.50	上漲	上漲	26.55	24.52	-0.19%		23.80	19.95	11.34%	

MIDCAPS 中型股票趨勢追蹤表

股票	價格	短期趨勢	中期趨勢	短期買進價格	短期停損	暫計短期利潤%	短期訊號	中期買進價格	中期停損	暫計中期利潤%	中期訊號
AAA	13.00	上漲	上漲	13.00	12.92	0.00%	買進	12.80	10.42	1.56%	
ANV	19.05	上漲	上漲	14.85	17.10	28.28%		16.80	14.46	13.39%	
ASM	5.55	上漲	上漲	4.15	5.08	33.73%		4.76	4.27	16.60%	
BMI	21.65	上漲	上漲	16.95	20.10	27.73%		21.00	17.36	3.10%	
BMP	48.60	上漲	上漲	37.95	44.77	28.06%		45.00	39.85	8.00%	
BWE	22.75	上漲	上漲	18.00	21.20	26.39%		20.45	18.37	11.25%	
CEO	7.70	上漲	上漲	6.80	7.15	13.24%		7.50	5.95	2.67%	
CII	19.90	上漲	下跌	21.00	19.41	-5.24%			21.58		
CRE	16.50	上漲	下跌	16.50	16.10	0.00%	買進		17.38		
CTI	18.85	上漲	下跌	20.30	18.54	-7.14%			22.26		
CTR	46.20	上漲	上漲	34.50	42.98	33.91%		42.00	32.88	10.00%	

We Create Fortune

D2D	59.60	上漲	上漲	57.00	54.54	4.56%		58.60	57.71	1.71%	買進
DBD	50.00	上漲	上漲	48.80	49.77	2.46%		51.40	45.95	-2.72%	
DCM	8.81	上漲	上漲	5.86	7.98	50.34%		6.40	7.05	37.66%	
DGW	27.40	上漲	上漲	20.40	25.72	34.31%		23.70	22.17	15.61%	
DHC	37.20	下跌	上漲		37.76			38.00	32.54	-2.11%	
DIG	12.25	上漲	下跌	11.55	11.56	6.06%			12.63		
DPG	25.00	下跌	下跌		26.33				28.47		
DPM	15.05	上漲	上漲	15.30	13.84	-1.63%		13.70	12.16	9.85%	
DRC	20.70	上漲	上漲	16.70	18.35	23.95%		18.85	16.24	9.81%	
DXG	11.55	上漲	上漲	8.89	10.23	29.92%		11.10	10.75	4.05%	買進
E1VFN30	13.58	上漲	上漲	11.22	12.94	21.03%		12.25	11.31	10.86%	
FCN	9.25	上漲	上漲	7.58	8.71	22.03%		8.98	7.64	3.01%	
FLC	2.89	上漲	下跌	3.02	2.76	-4.30%			3.57		
GEG	22.00	上漲	下跌	20.80	20.40	5.77%			22.70		
GMD	20.15	上漲	上漲	16.50	18.39	22.12%		18.35	15.85	9.81%	
GTN	17.85	上漲	上漲	15.00	16.13	19.00%		17.20	13.78	3.78%	
HAG	4.23	上漲	上漲	2.81	3.93	50.53%		3.38	3.12	25.15%	
HBC	9.03	上漲	上漲	7.31	8.24	23.53%		8.51	6.36	6.11%	
HCM	19.85	上漲	上漲	13.55	17.33	46.49%		15.45	14.45	28.48%	
HDC	18.40	下跌	下跌		19.35				18.98		
HDG	28.15	上漲	上漲	25.50	25.18	10.39%		25.65	20.65	9.75%	
HPX	26.85	上漲	#N/A	28.00	26.19	-4.11%		35.30	#N/A	#N/A	
HSG	9.89	上漲	上漲	5.56	8.95	77.88%		6.78	6.84	45.87%	
HT1	14.70	上漲	上漲	11.95	13.08	23.01%		12.90	11.60	13.95%	
HTM	11.70	上漲	下跌	12.80	10.95	-8.59%			15.81		
IBC	21.95	上漲	上漲	21.00	21.15	4.52%		22.00	21.69	-0.23%	買進
IDI	4.30	上漲	上漲	3.31	4.02	29.91%		3.88	3.31	10.82%	
IJC	12.60	上漲	上漲	9.12	11.70	38.16%		11.30	9.83	11.50%	
ITA	2.99	上漲	上漲	2.06	2.51	45.15%		2.42	2.20	23.55%	
KBC	14.25	上漲	上漲	11.75	12.39	21.28%			12.90		
KDC	30.00	上漲	上漲	16.90	26.93	77.51%		20.30	18.13	47.78%	
KOS	28.90	上漲	上漲	28.80	27.40	0.35%		26.30	26.55	9.89%	
KSB	22.80	上漲	上漲	14.00	20.49	62.86%		18.35	15.74	24.25%	
LDG	5.72	上漲	下跌	5.44	5.00	5.15%			5.81		
LPB	7.70	上漲	上漲	7.10	6.97	8.45%		7.60	7.48	1.32%	買進
MBG	7.00	下跌	下跌		9.08				14.73		
MBS	9.90	上漲	下跌	9.90	9.13	0.00%			10.74		
MPC	28.90	上漲	上漲	20.80	24.61	38.94%		24.10	21.14	19.92%	

We Create Fortune

NBB	19.10	上漲	上漲	20.05	18.63	-4.74%		18.80	16.69	1.60%	
NKG	7.73	上漲	上漲	5.27	7.07	46.68%		6.47	5.45	19.47%	
NLG	23.60	上漲	上漲	20.80	22.85	13.46%		24.20	20.24	-2.48%	
NT2	21.40	上漲	上漲	18.10	20.10	18.23%		20.65	18.23	3.63%	
NTL	17.60	上漲	下跌	17.00	16.89	3.53%			19.42		
NVB	8.00	下跌	下跌		8.28				8.87		
OGC	3.23	上漲	上漲	2.67	3.11	20.97%		2.98	2.71	8.39%	
PC1	17.55	上漲	上漲	11.80	15.97	48.73%		13.95	13.92	25.81%	
PDR	24.85	上漲	上漲	26.80	23.80	-7.28%		26.80	21.91	-7.28%	
PHR	51.30	上漲	上漲	38.85	43.79	32.05%		44.30	36.86	15.80%	
PPC	25.00	下跌	上漲		25.47			25.45	21.77	-1.77%	
PTB	48.45	上漲	上漲	39.35	44.81	23.13%		47.00	37.72	3.09%	
PVD	11.15	上漲	上漲	10.35	10.24	7.73%		9.80	7.91	13.78%	
PVI	30.70	上漲	上漲	33.40	30.06	-8.08%		30.70	28.05	0.00%	
PVS	13.00	上漲	上漲	11.30	12.13	15.04%		12.80	9.72	1.56%	
PVT	11.15	上漲	上漲	10.65	10.14	4.69%		10.30	8.55	8.25%	
QCG	7.92	上漲	上漲	6.46	7.23	22.60%		7.65	5.90	3.53%	
SCR	4.71	上漲	下跌	4.30	4.40	9.53%			4.82		
SGP	6.90	上漲	上漲	5.90	6.40	16.95%			6.54		
SHB	14.00	上漲	下跌	14.10	11.66	-0.71%		7.10	14.43	103.23%	賣出
SHS	9.30	上漲	上漲	9.20	8.25	1.09%		8.20	7.12	13.41%	
SZC	21.00	上漲	上漲	14.30	17.82	46.85%		16.60	15.12	26.51%	
TCH	23.50	上漲	下跌	20.55	21.52	14.36%			23.67		
TCM	18.00	上漲	上漲	16.75	15.75	7.46%		16.10	12.71	11.80%	
TDH	8.76	上漲	上漲	8.67	8.27	1.04%		8.88	7.10	-1.35%	
TNG	14.50	上漲	上漲	14.10	12.37	2.84%		11.70	9.88	23.93%	
TTB	4.46	上漲	上漲	2.69	3.66	65.80%		3.90	3.86	14.36%	買進
VGC	18.95	上漲	上漲	14.90	17.10	27.18%		16.65	14.90	13.81%	
VGT	8.50	上漲	上漲	8.80	7.87	-3.41%		8.40	6.62	1.19%	
VHC	35.25	上漲	上漲	25.10	32.18	40.44%		28.70	25.79	22.82%	
VND	13.15	上漲	上漲	11.80	11.74	11.44%			12.80		
VNG	13.80	上漲	下跌	13.40	13.12	2.99%			14.72		
VPI	42.00	上漲	上漲	42.00	41.45	0.00%		41.30	40.58	1.69%	

We Create Fortune

SMALLCAPS 小型股票趨勢追蹤表

股票	價格	短期趨勢	中期趨勢	短期買進價格	短期停損	暫計短期利潤%	短期訊號	中期買進價格	中期停損	暫計中期利潤%	中期訊號
AAV	5.00	上漲	下跌	5.20	4.56	-3.85%			5.92		
AGR	3.38	上漲	上漲	2.78	3.14	21.58%		3.01	2.70	12.29%	
AMD	3.15	上漲	下跌	3.28	2.94	-3.96%			4.02		
APG	8.95	下跌	下跌		9.21				9.84		
ART	2.70	上漲	上漲	2.50	2.61	8.00%		3.20	2.03	-15.63%	
BCG	6.35	上漲	上漲	5.60	5.35	13.39%		5.82	4.44	9.11%	
C4G	7.50	上漲	上漲	4.50	6.64	66.67%		5.50	5.39	36.36%	
C69	5.70	下跌	下跌		6.70				7.87		
CCL	7.59	上漲	上漲	4.68	6.86	62.18%		6.01	5.80	26.29%	
CVT	18.10	上漲	上漲	17.55	16.92	3.13%		17.80	14.72	1.69%	
DAH	11.70	上漲	上漲	9.26	11.17	26.35%		10.70	7.75	9.35%	
DLG	1.43	下跌	下跌		1.57				1.89		
DRH	6.83	上漲	上漲	5.48	6.02	24.64%		5.08	4.27	34.45%	
DTD	12.90	上漲	上漲	12.30	11.58	4.88%			12.32		
EVG	2.48	下跌	下跌		2.62				2.73		
FIT	5.90	下跌	下跌		6.47				7.35		
FTM	1.45	上漲	下跌	1.60	1.44	-9.38%			2.09		
FUESS V50	11.85	上漲	上漲	10.70	11.30	10.75%		10.40	10.20	13.94%	
GKM	17.70	上漲	上漲	15.70	16.98	12.74%		14.90	16.26	18.79%	
HAH	11.40	上漲	上漲	9.44	10.50	20.76%		10.40	9.49	9.62%	
HAI	3.05	下跌	下跌		3.12				3.91		
HAR	3.06	上漲	下跌	2.88	2.73	6.25%			3.15		
HDA	9.30	上漲	上漲	8.80	7.71	5.68%		8.50	7.09	9.41%	
HHP	12.50	上漲	上漲	12.50	12.46	0.00%	買進	13.20	11.95	-5.30%	賣出
HHS	4.11	上漲	上漲	3.68	3.98	11.68%		4.17	3.32	-1.44%	
HID	2.46	上漲	下跌	2.34	2.32	5.13%			2.53		
HII	14.45	上漲	上漲	13.90	13.43	3.96%		11.00	11.88	31.36%	
HQC	1.09	下跌	下跌		1.13				1.31		
HSL	5.48	下跌	上漲		6.00			5.35	4.43	2.43%	
HUT	2.00	上漲	上漲	1.60	1.80	25.00%		2.00	1.37	0.00%	
HVG	5.40	下跌	下跌		5.74				6.74		
HVH	7.95	上漲	下跌	8.20	7.40	-3.05%			9.52		
IDJ	14.90	下跌	下跌		15.02				19.37		

We Create Fortune

JVC	2.70	上漲	下跌	2.88	2.61	-6.25%		3.00			
KLF	1.90	下跌	上漲		2.17			2.40	1.44	-20.83%	
LCG	6.93	上漲	上漲	4.51	5.90	53.66%		5.45	4.61	27.16%	
LGL	4.71	下跌	下跌		5.06				5.40		
LHG	18.20	上漲	上漲	12.60	16.72	44.44%		14.95	14.78	21.74%	
LMH	0.81	下跌	下跌		1.01				2.10		
MST	2.80	上漲	下跌	2.90	2.52	-3.45%			3.86		
NDN	18.00	上漲	上漲	15.80	16.32	13.92%		16.20	13.90	11.11%	
PHC	9.65	上漲	下跌	10.50	9.42	-8.10%			10.81		
PLP	8.40	上漲	下跌	6.94	7.93	21.04%			8.53		
PVB	14.80	下跌	上漲		14.91			11.50	11.38	28.70%	
PVC	5.40	上漲	上漲	4.90	5.02	10.20%		5.30	4.24	1.89%	
PVX	0.80	下跌	下跌		1.00				1.06		
PXL	8.90	上漲	上漲	8.10	8.37	9.88%		6.70	7.30	32.84%	
SHI	8.79	上漲	下跌	8.70	8.16	1.03%			9.06		
SJF	1.88	上漲	上漲	1.44	1.81	30.56%		1.73	1.53	8.67%	
SPP	0.40	下跌	下跌		0.57				0.87		
TDC	8.09	上漲	上漲	7.06	7.63	14.59%		7.69	6.85	5.20%	
TIG	6.80	上漲	上漲	5.30	5.93	28.30%			6.68		
TLH	3.24	上漲	上漲	2.88	3.11	12.50%		3.28	2.58	-1.22%	
TNA	19.00	上漲	上漲	16.30	16.71	16.56%		18.50	18.23	2.70%	買進
TNI	10.15	上漲	下跌	10.60	10.12	-4.25%			10.85		
TSC	2.40	下跌	下跌		2.50				2.78		
TTF	2.68	上漲	上漲	2.15	2.44	24.65%		2.52	1.73	6.35%	
TTH	1.90	下跌	下跌		2.19				2.11		
TVC	32.10	上漲	上漲	27.20	31.70	18.01%		33.00	29.11	-2.73%	買進
VC3	16.40	下跌	上漲		16.85			16.90	15.28	-2.96%	
VCR	10.30	上漲	上漲	8.90	9.50	15.73%		12.90	7.61	-20.16%	
VNA	2.60	上漲	下跌	2.30	2.41	13.04%			2.84		
VNE	4.77	上漲	上漲	3.65	4.32	30.68%		4.52	3.79	5.53%	
VRC	6.37	下跌	下跌		7.01				7.77		



We Create Fortune

胡志明市交易所 (HSX)

	收盤	漲跌%
VNI	869.13	1.17%
VN30	815.01	0.96%
VN Mid	870.64	1.86%
VN Small	735.47	1.03%

河內交易所 (HSX)

	收盤	漲跌%
HNI	110.49	1.23%
HN30	217.06	1.55%
VNX AllSh	782.19	0.98%

UPCOM 市場 (UPCoM)

	收盤	漲跌%
UPCoM	55.33	0.73%

外資交易	成交值(十億盾)
買進	465.82
賣出	505.17
買超/賣超	-39.35

外資交易	成交值(十億盾)
買進	4.14
賣出	6.38
買超/賣超	-2.24

外資交易	成交值(十億盾)
買進	12.10
賣出	26.09
買超/賣超	-13.99

上漲排名/股碼	漲跌 (VND)	漲跌%
TV2	5000	6.94%
TIP	1350	6.92%
LDG	370	6.92%
HT1	950	6.91%
BTP	1000	6.80%

上漲排名/股碼	漲跌 (VND)	漲跌%
BCC	700	9.59%
VCS	2900	4.38%
SHS	300	3.33%
PVS	400	3.17%
LAS	200	3.13%

上漲排名/股碼	漲跌 (VND)	漲跌%
SNZ	3306	13.28%
LTG	2242	10.73%
BCM	2564	10.51%
KDF	2503	7.65%
MPC	1604	6.03%

下跌排名/股碼	漲跌 (VND)	漲跌%
DBD	-1000	-1.96%
LIX	-1000	-1.80%
DPM	-250	-1.63%
KSB	-350	-1.51%
SHI	-90	-1.01%

下跌排名/股碼	漲跌 (VND)	漲跌%
TVC	-1500	-4.46%
SZB	-800	-2.44%
PLC	-200	-1.15%
TAR	-200	-0.72%
SHB	-100	-0.71%

下跌排名/股碼	漲跌 (VND)	漲跌%
QTP	-83	-0.71%
BAB	-100	-0.54%
MCH	-92	-0.14%
BSR	4	0.06%
FOX	163	0.33%

*備註：市值>5,000 億盾；成交值>15 億盾

市值排名/股碼	十億盾
VIC	328,434
VCB	300,790
VHM	252,635
VNM	204,786
BID	159,473

市值排名/股碼	十億盾
ACB	37,578
SHB	24,750
VCG	11,087
VCS	10,274
PVI	6,817

市值排名/股碼	十億盾
ACV	128,547
VEA	54,105
MCH	47,760
BCM	25,237
BSR	19,477

交易量排名/股碼	成交值	30 日均
ITA	21,511,610	8,961,322
ROS	12,525,730	10,234,169
HPG	11,503,490	10,160,068
HSG	10,262,660	9,473,522
MBB	9,808,970	6,876,056

交易量排名/股碼	成交值	30 日均
SHB	9,934,298	5,273,797
PVS	5,607,593	4,932,502
ACB	5,267,006	3,603,999
HUT	5,079,009	5,021,305
SHS	3,239,464	1,720,514

交易量排名/股碼	成交值	30 日均
BSR	4,187,920	4,067,120
G36	2,030,770	608,503
LPB	1,559,011	2,735,951
VIB	970,526	777,411
LTG	722,652	245,775

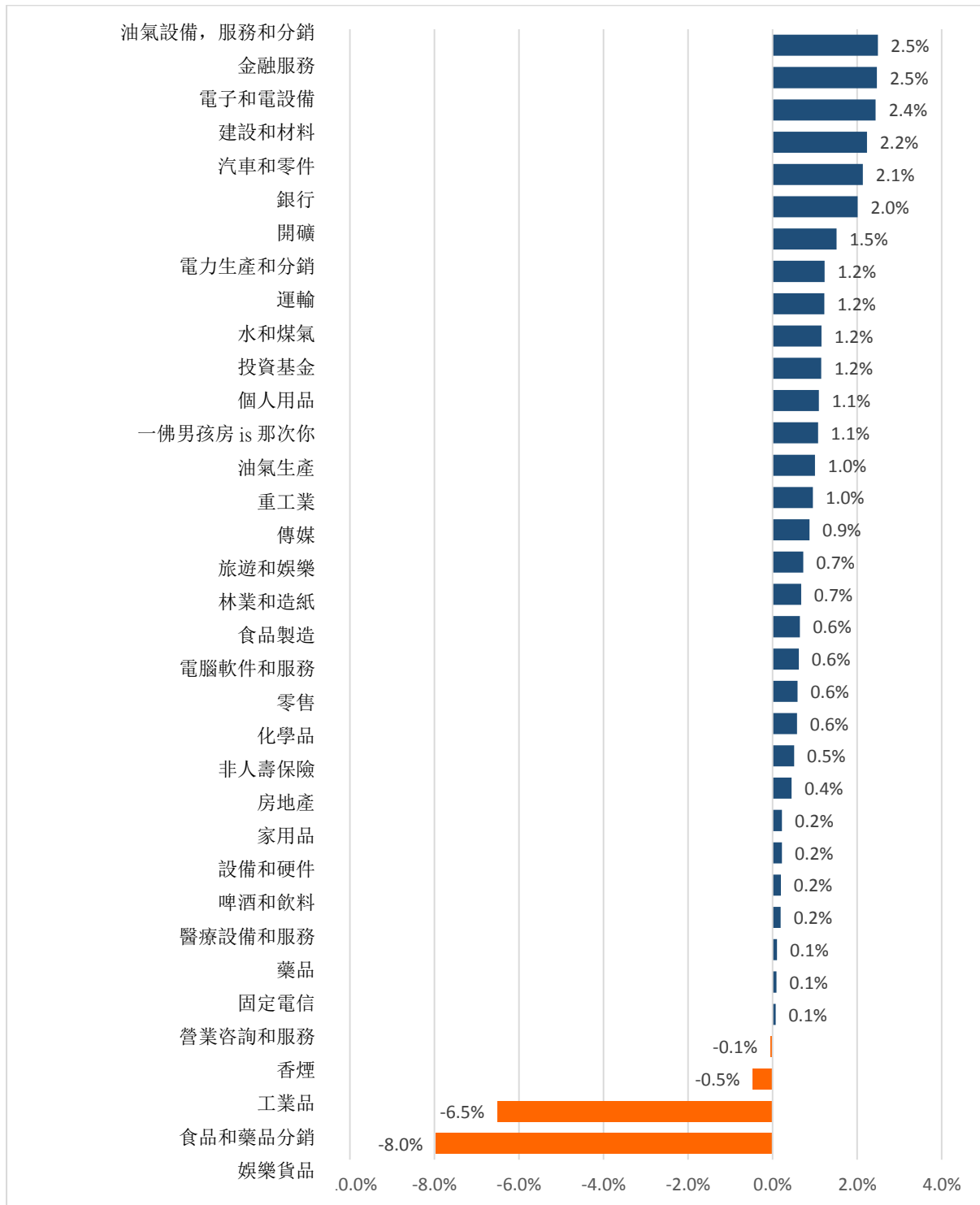
資料源: Bloomberg & Yuanta Research

資料源: Bloomberg & Yuanta Research

資料源: Bloomberg & Yuanta Research

We Create Fortune

各行業板塊的交易走勢



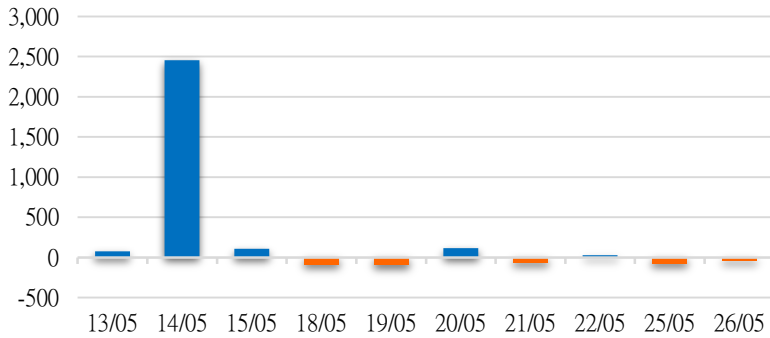
資料源: FimPro - YSVN



We Create Fortune

外資買進賣統計

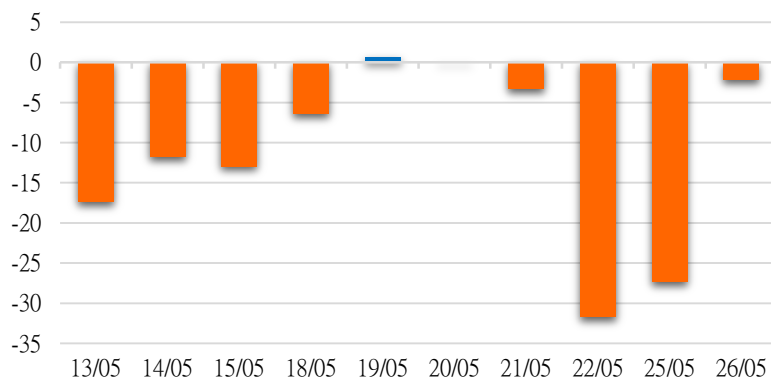
HSX 外資每日買/賣超



證券代碼	買超金額 (百萬盾)	證券代碼	賣超金額 (百萬盾)
VNM	42,813	VSC	20,676
PHR	25,702	DBC	19,147
VCB	12,456	CRE	17,251
SBT	8,545	VJC	15,612
SAB	5,327	VRE	14,860

HSX 外資買/賣超的前 5 名

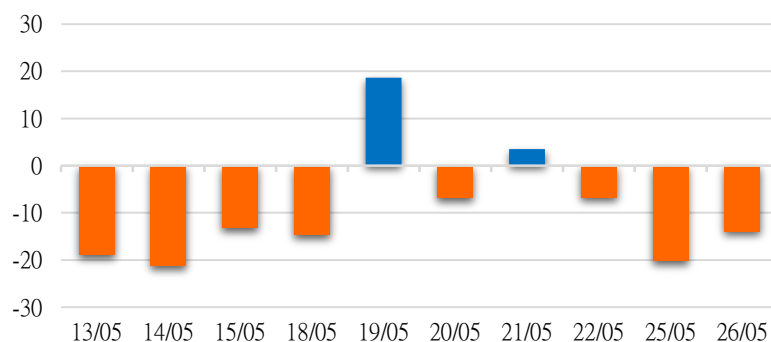
HNX 外資每日買/賣超



證券代碼	買超金額 (百萬盾)	證券代碼	賣超金額 (百萬盾)
SHB	503	SHS	1,330
PVI	422	TIG	766
IDV	379	PGS	602
EID	133	TNG	362
VCS	110	BVS	341

HNX 外資買/賣超的前 5 名

UPCOM 外資每日買/賣超



證券代碼	買超金額 (百萬盾)	證券代碼	賣超金額 (百萬盾)
MCH	1,828	BSR	11,258
FOX	219	VEA	2,865
BDT	131	VIB	1,625
TND	82	KDF	1,181
MFS	60	ACV	193

UPCOM 外資買/賣超的前 5 名

源: FiinPro - YSVN



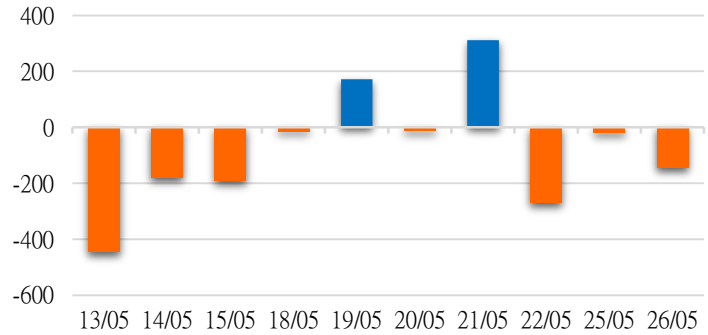
We Create **Fortune**

自營進出統計

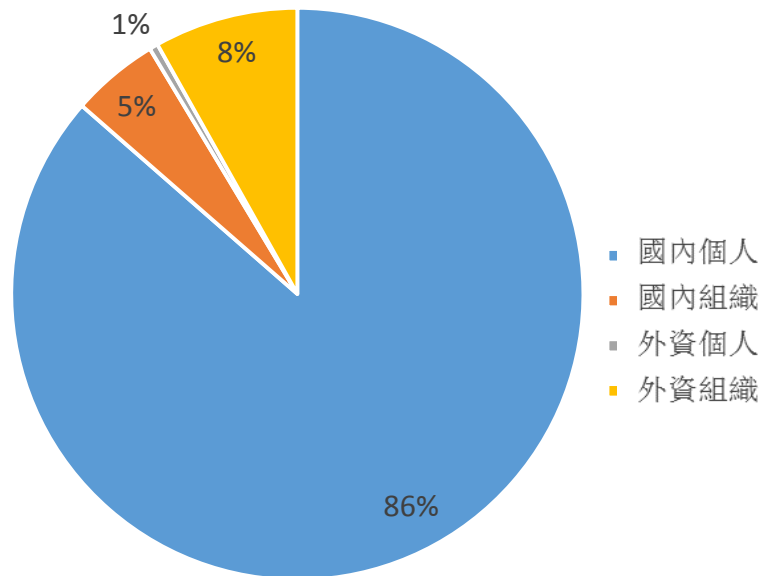
證券代碼	買超金額 (百萬盾)	證券代碼	賣超金額 (百萬盾)
CRE	16,300	HPG	24,636
REE	10,813	VNM	14,031
E1VFN30	10,791	VCB	12,998
HPG	3,976	TCB	12,609
FPT	2,162	VIC	12,376

券商自營交易最大前名

券商自營交易每日買/賣超 (bil.VND)



越南證券市場投資人類別統計

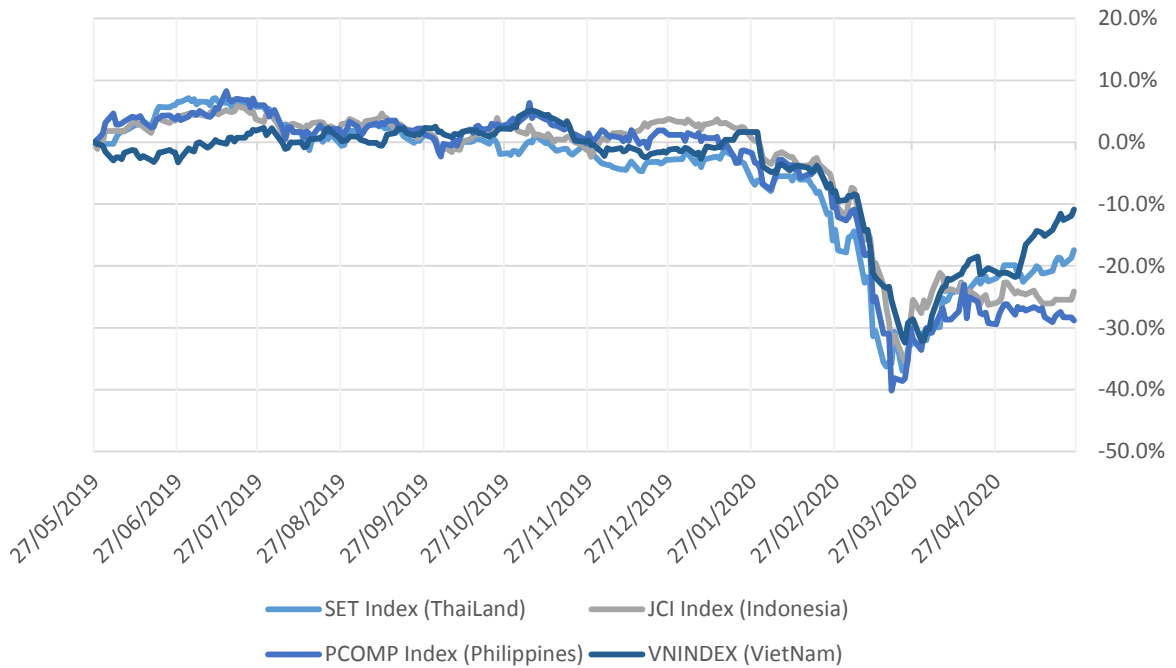


資料源: FinPro - YSVN



We Create Fortune

東南亞主要市場走勢比較

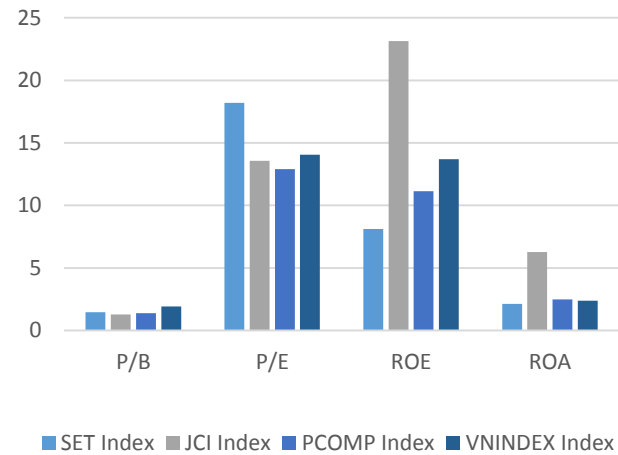


東南亞主要市場數據

		Thailand	Indonesia	Philippines	Vietnam
P/B		1.5x	1.3x	1.4x	1.9x
P/E		18.5x	13.8x	12.8x	14.2x
ROE	%	8.11	23.17	11.13	13.71
ROA	%	2.12	6.27	2.49	2.38
Vốn hóa	Tỷ USD	444.46	357.52	138.39	128.47
GTGD	Triệu USD	1.50	0.34	0.06	0.19
LS cổ tức	%	3.66	3.51	2.18	2.12

YSVN

源: Bloomberg &





We Create **Fortune**

元大證券（越南）公司

個人客戶分析部

Nguyễn Thế Minh

研究分析經理

+84 28 3622 6868 ext 3826

minh.nguyen@yuanta.com.vn

Lý Thị Hiền

研究分析主管

+84 28 3622 6868 ext 3908

hien.ly@yuanta.com.vn

Quách Đức Khánh

高級分析專員

+84 28 3622 6868 ext 3833

khanh.quach@yuanta.com.vn

Phạm Tấn Phát

高級分析專員

+84 28 3622 6868 ext 3880

phat.pham@yuanta.com.vn

Nguyễn Trịnh Ngọc Hồng

分析專員

+84 28 3622 6868 ext 3832

hong.nguyen@yuanta.com.vn

個人客戶業務部

Nguyễn Thanh Tùng

總公司業務經理

+84 28 3622 6868 ext 3609

tung.nguyen@yuanta.com.vn

Nguyễn Việt Quang

河內分行經理

+84 28 3622 6868 ext 3404

quang.nguyen@yuanta.com.vn

Võ Thị Thu Thủy

平陽分行經理

+84 28 3622 6868 ext 3505

thuy.vo@yuanta.com.vn

Nguyễn Mạnh Hoạt

堤岸分行經理

+84 28 3622 6868 ext 3847

hoat.nguyen@yuanta.com.vn

Bùi Quốc Phong

同奈分行經理

+84 28 3622 6868

phong.bui@yuanta.com.vn

Chung Kim Hoa

華人客戶部經理

+84 28 3622 6868 ext 3828

hoa.chung@yuanta.com.vn

Đinh Thị Thu Cúc

頭頓分行經理

+84 28 3622 6868 ext 3203

cuc.dinh@yuanta.com.vn

Võ Đình Tuấn

峴港分行經理

+84 28 3622 6868 ext 3301

tuun.vo@yuanta.com.vn

Nguyễn Đức Hoàn

河內南部營業中心經理

+84 28 3622 6868 ext 3409

hoan.nguyen@yuanta.com.vn



We Create **Fortune**

Appendix A: Important Disclosures

Analyst Certification

Each research analyst primarily responsible for the content of this research report, in whole or in part, certifies that with respect to each security or issuer that the analyst covered in this report: (1) all of the views expressed accurately reflect his or her personal views about those securities or issuers; and (2) no part of his or her compensation was, is, or will be, directly or indirectly, related to the specific recommendations or views expressed by that research analyst in the research report.

Ratings Definitions

BUY: We have a positive outlook on the stock based on our expected absolute or relative return over the investment period. Our thesis is based on our analysis of the company's outlook, financial performance, catalysts, valuation and risk profile. We recommend investors add to their position.

HOLD-Outperform: In our view, the stock's fundamentals are relatively more attractive than peers at the current price. Our thesis is based on our analysis of the company's outlook, financial performance, catalysts, valuation and risk profile.

HOLD-Underperform: In our view, the stock's fundamentals are relatively less attractive than peers at the current price. Our thesis is based on our analysis of the company's outlook, financial performance, catalysts, valuation and risk profile.

SELL: We have a negative outlook on the stock based on our expected absolute or relative return over the investment period. Our thesis is based on our analysis of the company's outlook, financial performance, catalysts, valuation and risk profile. We recommend investors reduce their position.

Under Review: We actively follow the company, although our estimates, rating and target price are under review.

Restricted: The rating and target price have been suspended temporarily to comply with applicable regulations and/or Yuanta policies.

Note: Yuanta research coverage with a Target Price is based on an investment period of 12 months. Greater China Discovery Series coverage does not have a formal 12 month Target Price and the recommendation is based on an investment period specified by the analyst in the report.

Global Disclaimer

© 2018 Yuanta. All rights reserved. The information in this report has been compiled from sources we believe to be reliable, but we do not hold ourselves responsible for its completeness or accuracy. It is not an offer to sell or solicitation of an offer to buy any securities. All opinions and estimates included in this report constitute our judgment as of this date and are subject to change without notice.

This report provides general information only. Neither the information nor any opinion expressed herein constitutes an offer or invitation to make an offer to buy or sell securities or other investments. This material is prepared for general circulation to clients and is not intended to provide tailored investment advice and does not take into account the individual financial situation and objectives of any specific person who may receive this report. Investors should seek financial advice regarding the appropriateness of investing in any securities, investments or investment strategies discussed or recommended in this report. The information contained in this report has been compiled from sources believed to be reliable but no representation or warranty, express or implied, is made as to its accuracy, completeness or correctness. This report is not (and should not be construed as) a solicitation to act as securities broker or dealer in any jurisdiction by any person or company that is not legally permitted to carry on such business in that jurisdiction.

Yuanta research is distributed in the United States only to Major U.S. Institutional Investors (as defined in Rule 15a-6 under the Securities Exchange Act of 1934, as amended and SEC staff interpretations thereof). All transactions by a US person in the securities mentioned in this report must be effected through a registered broker-dealer under Section 15 of the Securities Exchange Act of 1934, as amended. Yuanta research is distributed in Taiwan by Yuanta Securities Investment Consulting. Yuanta research is distributed in Hong Kong by Yuanta Securities (Hong Kong) Co. Limited, which is licensed in Hong Kong by the Securities and Futures Commission for regulated activities, including Type 4 regulated activity (advising on securities). In Hong Kong, this research report may not be redistributed, retransmitted or disclosed, in whole or in part or any form or manner, without the express written