

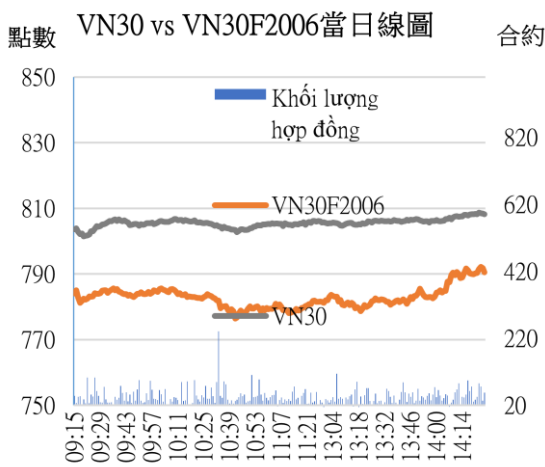
當日期貨市場：小心上漲階段中的多頭陷阱

2020/05/29

合約走勢

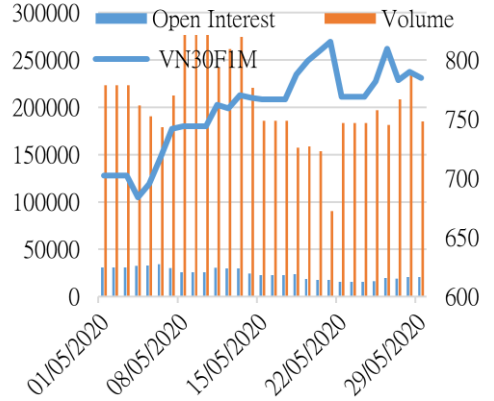
單位	收盤	+/-	成交量	到期日
VN30F2006	785.0	-5.0	185,260	18/06
VN30F2007	777.0	1.0	671	16/07
VN30F2009	763.2	1.6	316	17/09
VN30F2012	762.9	0.0	77	17/12

源自：Bloomberg - YSVN



源自：Bloomberg - YSVN

合約 VN30F1M更改交易量和持倉量



源自：Bloomberg - YSVN

技術信號

- 根據 Elliott 波動的模式，VN30F2006 已在 813 點完成第三波的價格上漲，並且處於第 4 波的短期修正階段。第 4 波的預期支撐位對應於 752-760 點，相當於 38.2% Fibonacci Retracement。因此，從趨勢上看，VN30F2006 處於短期回調階段，支撐位在 752-760 點。
- 根據 30 分幀中的圖表，VN30F2006 在 776-795 點範圍內橫盤移動，價格圖表仍沿短期下跌通道前進，阻力位於 792-795 點。

投資策略

- 當天策略 (Intraday)：鑑於 792-795 點的恢復階段是短期跌勢的技術性恢復，投資者可考慮短期策略為在 792-795 點開空頭，停損於 798 點，目標為接近 770-775 點。
- 主要短期趨勢策略 (Daily)：儘管主要趨勢仍為上漲，但 VN30F2006 處於短期修正階段至更低的價格區域。因此，投資者應考慮以 792-793 點的價格平倉上報告中建議的多頭，或者在價格跌破 779 點時停止虧損，並等待新的切入點。

趨勢	VN30F2006-Daily	VN30F2006-1H
短期	上漲	下跌
支撐 1	750	780
支撐 2	680	760
阻力 1	820	793
阻力 2	850	800



Pham Tan Phat
高級分析專員
Email: phat.pham@yuanta.com.vn
Phone: (084) 28 3622 6868 ext 3880

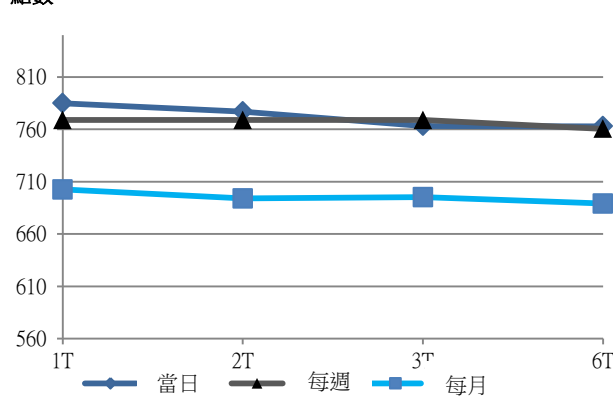


We Create Fortune

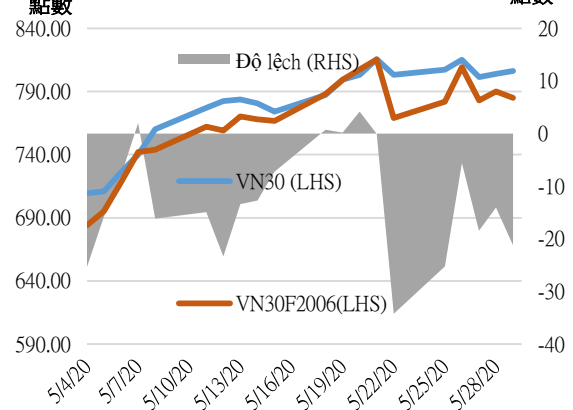
期貨合約

	收盤價	+/-	+/- %	成交量	+/- %	Fair Value	最後清算日	剩餘時間
	單位：點	點	%	合約		單位：點		日
VN30 Index	806.2	2.2	0.3%	0				
VN30F2006	785.0	-5.0	-0.6%	185,260	-20.87%	809	18/06/2020	19
VN30F2007	777.0	1.0	0.1%	671	-20.21%	814	16/07/2020	47
VN30F2009	763.2	1.6	0.2%	316	15.33%	827	17/09/2020	110
VN30F2012	762.9	0.0	0.0%	77	-89.58%	846	17/12/2020	201

期貨合約的價格曲線



VN30 vs VN30F2006的基本偏差



上漲排名/ 前 5 檔	影響 點數	下跌排名/ 前 5 檔	影響 點數
VHM	0.82	TCB	-0.60
VPB	0.56	NVL	-0.27
EIB	0.55	MBB	-0.19
HDB	0.44	BID	-0.13
HPG	0.43	VJC	-0.10

股價上漲 前 5 檔	%	股價下跌 前 5 檔	%
ROS	2.64	BID	-1.47
EIB	2.37	POW	-1.44
VRE	2.23	PLX	-1.39
VHM	2.13	NVL	-1.10
HDB	2.11	CTD	-1.04

We Create Fortune

VN30 指數股票名單

股票代碼	企業名稱	產業	比重	收盤價	資本	PER	PBR	3 個月成交量	外資持股	52 週走高	52 週走低
		單位	%	VND	Tỷ VND	x	x	000 cp	%	VND	VND
BID	越南投資與發展商業股份銀行	金融	1.0%	40,100	161,283	18.7	2.1	1,410	18%	55,800	29,500
CTD	Coteccons 建築股份公司	工業	0.4%	76,000	5,798	9.5	0.7	285	47%	115,000	44,000
CTG	越南工商股份銀行	金融	2.7%	22,500	83,777	9.0	1.1	6,916	30%	28,450	16,600
BVH	Bao Viet (保越) 集團	金融	0.5%	49,950	37,079	38.2	1.9	713	28%	88,600	32,300
PLX	越南油氣集團	能量	0.8%	46,150	54,956	53.1	2.9	972	13%	67,100	35,100
EIB	越南進出口貿易股份銀行	金融	2.9%	17,300	21,269	22.3	1.3	416	30%	18,950	14,000
FPT	FPT 發展投資工藝股份公司	CNTT	4.9%	47,950	37,588	11.5	2.6	2,445	49%	53,304	34,870
GAS	越南氣體總公司 - 股份公司	公用服務	1.2%	74,400	142,398	12.8	2.8	816	3%	112,500	53,900
POW	越南天然氣股份總公司	公用服務	0.8%	10,250	24,004	10.0	0.9	5,231	11%	16,400	6,850
HDB	胡志明市發展商業股份銀行	金融	2.7%	24,200	23,375	6.6	1.2	1,569	21%	30,100	16,100
HPG	Hoa Phat (和發) 集團股份公司	原材料	7.4%	27,400	75,653	9.9	1.5	9,368	37%	28,600	15,250
MBB	軍隊貿易股份銀行	金融	4.0%	17,200	41,477	5.1	1.0	6,962	23%	23,900	13,150
MSN	Masan 集團股份公司	必需消費品	4.8%	62,700	73,293	15.8	1.7	2,006	39%	87,800	46,400
MWG	世界移動通信投資股份公司	非必需消費品	4.0%	84,600	38,308	9.6	2.9	1,495	49%	129,500	56,300
NVL	Nova 房地產投資集團股份公司	房地產	3.0%	53,700	52,064	15.0	2.3	820	6%	65,100	49,100
PNJ	Phu Nhuan (富潤) 珠寶股份公司	非必需消費品	1.8%	63,100	14,209	12.0	2.9	911	49%	92,500	45,000
REE	冷機電股份公司	工業	0.8%	31,250	9,689	6.3	1.0	674	49%	40,150	26,100
ROS	FLC Faros 建築股份公司	工業	0.2%	3,500	1,987	13.0	0.3	12,212	2%	31,000	3,040
SAB	Sai Gon (西貢) 飲料-酒-啤酒股份公司	必需消費品	2.0%	176,400	113,122	26.3	6.6	92	63%	291,000	111,500
SBT	Bien Hoa - Thanh Thanh Cong (邊和 - 成成功) 股份公司	必需消費品	0.6%	14,900	8,742	87.3	1.2	2,339	6%	22,700	11,600
SSI	SSI 西貢證券股份公司	金融	0.9%	14,800	8,894	12.1	1.0	3,915	51%	22,328	9,569
STB	西貢商信銀行 (sacombank)	金融	3.0%	10,300	18,578	7.8	0.7	11,684	9%	12,700	7,120
TCB	越南技商股份銀行 (Techcombank)	金融	7.7%	20,700	72,453	6.9	1.1	2,600	22%	25,500	14,000
VCB	越南外商貿易股份銀行	金融	5.7%	85,200	315,996	17.6	3.7	1,460	24%	95,000	56,600
VHM	Vinhomes 股份公司	房地產	4.8%	76,600	251,977	9.8	4.0	1,632	14%	102,300	52,000
VIC	Vingroup 集團股份公司	房地產	7.6%	97,000	328,096	46.3	4.1	904	14%	126,500	68,000
VJC	Vietjet 越捷航空股份公司	工業	4.8%	113,000	59,194	15.9	4.0	383	19%	148,800	93,200
VNM	越南牛奶股份公司	必需消費品	10.6%	115,000	200,258	21.1	6.7	1,639	59%	135,500	83,700
VPB	Viet Nam Thịnh Vuong (越南繁榮) 貿易股份銀行	金融	6.5%	23,350	56,921	6.2	1.3	4,892	23%	29,300	16,000
VRE	Vincom Retail 股份公司	房地產	1.9%	27,500	62,489	22.4	2.3	3,367	31%	37,950	16,900



We Create **Fortune**

元大證券（越南）公司

個人客戶分析部

Nguyễn Thế Minh

研究分析經理

+84 28 3622 6868 ext 3826

minh.nguyen@yuanta.com.vn

Quách Đức Khánh

高級分析專員

+84 28 3622 6868 ext 3833

khanh.quach@yuanta.com.vn

Nguyễn Trịnh Ngọc Hồng

分析專員

+84 28 3622 6868 ext 3832

hong.nguyen@yuanta.com.vn

Lý Thị Hiên

研究分析主管

+84 28 3622 6868 ext 3908

hien.ly@yuanta.com.vn

Phạm Tấn Phát

高級分析專員

+84 28 3622 6868 ext 3880

phat.pham@yuanta.com.vn

個人客戶業務部

Nguyễn Thanh Tùng

總公司業務經理

+84 28 3622 6868 ext 3609

tung.nguyen@yuanta.com.vn

Nguyễn Việt Quang

河內分行經理

+84 28 3622 6868 ext 3404

quang.nguyen@yuanta.com.vn

Bùi Quốc Phong

同奈分行經理

+84 28 3622 6868

phong.bui@yuanta.com.vn

Võ Đình Tuấn

峴港分行經理

+84 28 3622 6868 ext 3301

tuun.vo@yuanta.com.vn

Võ Thị Thu Thủy

平陽分行經理

+84 28 3622 6868 ext 3505

thuy.vo@yuanta.com.vn

Chung Kim Hoa

華人客戶部經理

+84 28 3622 6868 ext 3828

hoa.chung@yuanta.com.vn

Nguyễn Đức Hoàn

河內南部營業中心經理

+84 28 3622 6868 ext 3409

hoan.nguyen@yuanta.com.vn

Nguyễn Mạnh Hoạt

堤岸分行經理

+84 28 3622 6868 ext 3847

hoat.nguyen@yuanta.com.vn

Đinh Thị Thu Cúc

頭頓分行經理

+84 28 3622 6868 ext 3203

cuc.dinh@yuanta.com.vn



We Create **Fortune**

Appendix A: Important Disclosures

Analyst Certification

Each research analyst primarily responsible for the content of this research report, in whole or in part, certifies that with respect to each security or issuer that the analyst covered in this report: (1) all of the views expressed accurately reflect his or her personal views about those securities or issuers; and (2) no part of his or her compensation was, is, or will be, directly or indirectly, related to the specific recommendations or views expressed by that research analyst in the research report.

Ratings Definitions

BUY: We have a positive outlook on the stock based on our expected absolute or relative return over the investment period. Our thesis is based on our analysis of the company's outlook, financial performance, catalysts, valuation and risk profile. We recommend investors add to their position.

HOLD-Outperform: In our view, the stock's fundamentals are relatively more attractive than peers at the current price. Our thesis is based on our analysis of the company's outlook, financial performance, catalysts, valuation and risk profile.

HOLD-Underperform: In our view, the stock's fundamentals are relatively less attractive than peers at the current price. Our thesis is based on our analysis of the company's outlook, financial performance, catalysts, valuation and risk profile.

SELL: We have a negative outlook on the stock based on our expected absolute or relative return over the investment period. Our thesis is based on our analysis of the company's outlook, financial performance, catalysts, valuation and risk profile. We recommend investors reduce their position.

Under Review: We actively follow the company, although our estimates, rating and target price are under review.

Restricted: The rating and target price have been suspended temporarily to comply with applicable regulations and/or Yuanta policies.

Note: Yuanta research coverage with a Target Price is based on an investment period of 12 months. Greater China Discovery Series coverage does not have a formal 12 month Target Price and the recommendation is based on an investment period specified by the analyst in the report.

Global Disclaimer

© 2018 Yuanta. All rights reserved. The information in this report has been compiled from sources we believe to be reliable, but we do not hold ourselves responsible for its completeness or accuracy. It is not an offer to sell or solicitation of an offer to buy any securities. All opinions and estimates included in this report constitute our judgment as of this date and are subject to change without notice.

This report provides general information only. Neither the information nor any opinion expressed herein constitutes an offer or invitation to make an offer to buy or sell securities or other investments. This material is prepared for general circulation to clients and is not intended to provide tailored investment advice and does not take into account the individual financial situation and objectives of any specific person who may receive this report. Investors should seek financial advice regarding the appropriateness of investing in any securities, investments or investment strategies discussed or recommended in this report. The information contained in this report has been compiled from sources believed to be reliable but no representation or warranty, express or implied, is made as to its accuracy, completeness or correctness. This report is not (and should not be construed as) a solicitation to act as securities broker or dealer in any jurisdiction by any person or company that is not legally permitted to carry on such business in that jurisdiction.

Yuanta research is distributed in the United States only to Major U.S. Institutional Investors (as defined in Rule 15a-6 under the Securities Exchange Act of 1934, as amended and SEC staff interpretations thereof). All transactions by a US person in the securities mentioned in this report must be effected through a registered broker-dealer under Section 15 of the Securities Exchange Act of 1934, as amended. Yuanta research is distributed in Taiwan by Yuanta Securities Investment Consulting. Yuanta research is distributed in Hong Kong by Yuanta Securities (Hong Kong) Co. Limited, which is licensed in Hong Kong by the Securities and Futures Commission for regulated activities, including Type 4 regulated activity (advising on securities). In Hong Kong, this research report may not be redistributed, retransmitted or disclosed, in whole or in part or any form or manner, without the express written