

當日市場：短期趨勢變得更加負面

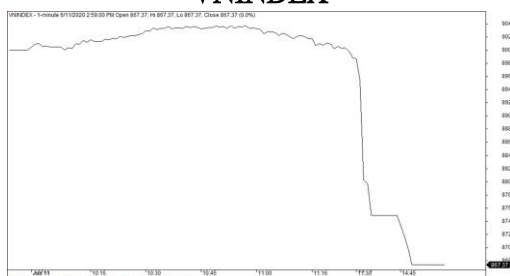
2020/06/11

市場走勢

市場指數	VNI	HNI	UPCOM
收盤	867.37	116.06	55.94
%日	-3.63%	-3.83%	-2.37%
%週	-1.87%	-1.16%	-0.69%
%月	4.71%	4.02%	4.58%
%年	-9.84%	11.65%	1.47%
成交值(十億盾)			
當日	9,930	1,216	668
日均量/週	7,659	931	583
日均量/月	6,321	718	491
外資進出			
買進	958.01	5.64	25.22
賣出	698.32	17.51	15.24
買賣超	259.70	-11.88	9.98
市場漲跌家數			
上漲	79	61	85
下跌	261	104	122
持平	57	203	696
市場指標			
P/E	14.63	9.90	16.98
總市值 (兆盾)	3,141	219	883
股息殖利 率	2.76%	2.20%	5.72%

資料源: Bloomberg - YSVN

VNINDEX



HNIINDEX



市場走勢

區域的主要股指如日經 225，恆生，上證綜合和南韓綜合均下跌。

越南股市與地區的走勢同步，被強勁盤整。VN-Index 收盤下跌 3.63%，收於 867.37 點。HNX-Index 同樣下跌 3.83%，收於 116.06 點。Upcom-Index 下跌了 -2.37%。三大市場當天的交易價值創紀錄，為 10 兆 6,000 億越南盾。因此，流動性已回到 2018 年較高的水平。當前，拋售壓力很大，但低價的需求仍然相當積極。

拋售壓力在午盤中突然猛增。VN30-Index 有 10 檔下跌，而 VN-Index 中有 62 檔下跌。一些仙股如 HQC (+7%)，SJF (+4.2%)，DAH (+6.9%) 等逆市而行。

外資是當天市場的亮點，因連續第二盤買超超過 2,570 億越南盾。集中買進 VHM (1.953 億)，FUESSVFL (1.037 億)，FUEVFNVD (369 億)。另一方面，他們主要賣出 KBC (539 億)，VRE (235 億)。

市場短期觀點

我們認為市場可能在 2020 年 12 月 6 日的交易日略有反彈。同時，短期風險急劇增加，特別是許多股票同時出現拋售的勢頭，這表明跌勢可能在未來幾盤中持續出現。此外，心理指標迅速急劇下跌，表明投資者變得更加謹慎。

我們的趨勢指標系統將 VN-Index 和 VN30 的短期趨勢從上漲轉為下跌，並保持了 HNX-Index 的短期上漲趨勢。因此，我們建議短期投資者考慮在恢復跨度中降低股票比重。

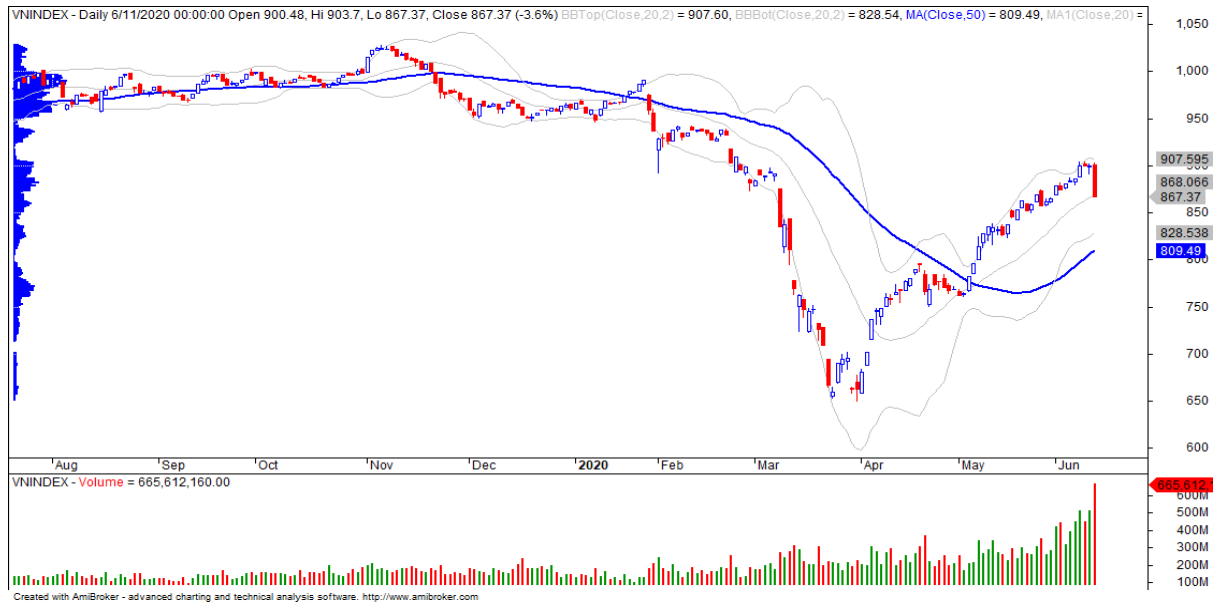
建議短線投資比重：64%股票/36%現金。

(股票趨勢追蹤圖在下一頁內更新)



We Create Fortune

技術分析圖



指數技術分析圖 VN-Index



指數技術分析圖 HNX-Index

指數	短期趨勢	中期趨勢	阻力區 1	阻力區 2	支撐區 1	支撐區 2
VN-Index	上漲	上漲	997	1,000	988	953
HNX-Index	上漲	上漲	106	108	99	90
VN30	上漲	上漲	895	935	877	863
VNMidcaps	上漲	上漲	992	1,030	969	963
VNSmallcaps	上漲	上漲	835	845	822	804



We Create Fortune

胡志明市交易所 (HSX)

	收盤	漲跌%
VNI	867.37	-3.63%
VN30	806.87	-3.84%
VN Mid	888.92	-4.19%
VN Small	779.14	-3.05%

河內交易所 (HSX)

	收盤	漲跌%
HNI	116.06	-3.83%
HN30	224.36	-5.49%
VNX AllSh	780.93	-3.67%

UPCOM 市場 (UPCoM)

	收盤	漲跌%
UPCoM	55.94	-2.37%

外資交易	成交值(十億盾)
買進	958.01
賣出	698.32
買超/賣超	259.7

外資交易	成交值(十億盾)
買進	5.64
賣出	17.51
買超/賣超	-11.88

外資交易	成交值(十億盾)
買進	25.22
賣出	15.24
買超/賣超	9.98

上漲排名/股碼	漲跌 (VND)	漲跌%
HQC	130	6.99%
CKG	650	6.47%
BIC	1100	5.16%
TAC	1550	4.26%
TDH	250	2.44%

上漲排名/股碼	漲跌 (VND)	漲跌%
SHN	600	9.09%
LAS	100	1.54%
VIX	100	1.43%
VCG	0	0.00%
VC3	-100	-0.61%

上漲排名/股碼	漲跌 (VND)	漲跌%
MSR	2213	14.10%
PXL	587	5.70%
VEF	5063	4.44%
BCM	1042	3.92%
LTG	467	2.19%

下跌排名/股碼	漲跌 (VND)	漲跌%
SJS	-1700	-7.00%
MSN	-4400	-7.00%
BFC	-950	-6.99%
DRH	-610	-6.97%
QCG	-620	-6.97%

下跌排名/股碼	漲跌 (VND)	漲跌%
SHS	-1300	-10.00%
TVC	-2300	-9.87%
NDN	-1800	-9.63%
BVS	-1000	-9.09%
AMV	-1700	-8.99%

下跌排名/股碼	漲跌 (VND)	漲跌%
SEA	-1284	-5.78%
KDF	-1738	-4.97%
MPC	-1097	-3.88%
C4G	-268	-3.77%
CTR	-1610	-3.51%

*備註：市值>5,000 億盾；成交值>15 億盾

市值排名/股碼	十億盾
VCB	332,315
VIC	323,360
VHM	254,937
VNM	214,189
BID	174,958

市值排名/股碼	十億盾
ACB	42,566
SHB	28,436
VCG	11,131
VCS	10,523
PVI	7,018

市值排名/股碼	十億盾
ACV	145,563
VEA	58,490
MCH	50,760
BCM	27,483
BSR	23,623

交易量排名/股碼	成交值	30 日均
ROS	43,043,460	26,836,600
ITA	39,717,620	17,554,281
STB	38,094,150	15,491,840
HQC	26,474,980	9,736,197
DLG	24,268,220	7,553,199

交易量排名/股碼	成交值	30 日均
HUT	15,612,513	7,495,749
PVS	11,074,918	6,354,418
SHB	11,068,561	7,715,004
ACB	9,172,138	5,363,323
KLF	7,387,674	4,220,324

交易量排名/股碼	成交值	30 日均
LPB	13,622,102	4,931,913
BSR	8,882,896	6,275,105
DDV	7,004,920	2,472
OIL	3,468,237	1,331,035
SBS	3,323,771	418,485

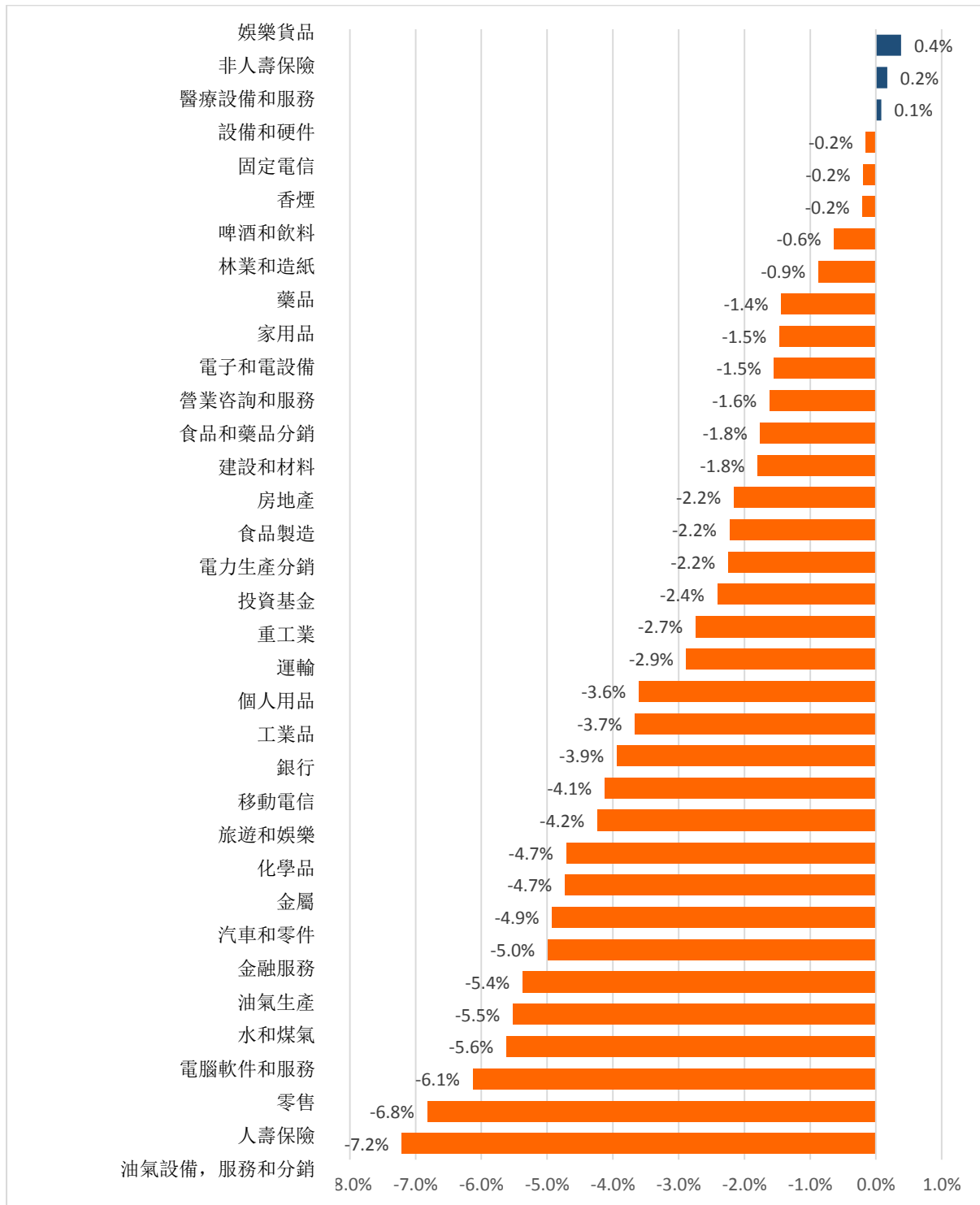
資料源: Bloomberg & Yuanta Research

資料源: Bloomberg & Yuanta Research

資料源: Bloomberg & Yuanta Research

We Create Fortune

各行業板塊的交易走勢

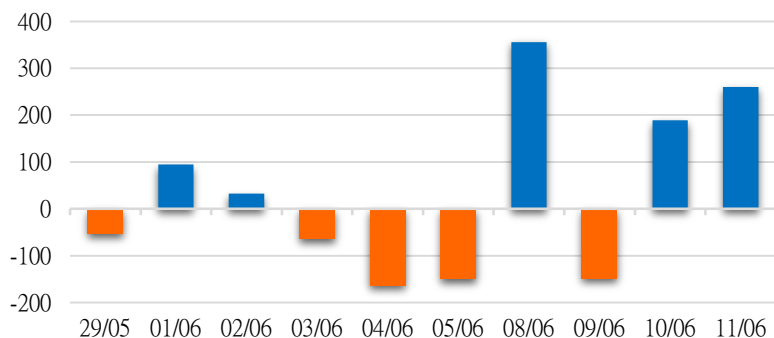


資料源: FinPro - YSVN

We Create Fortune

外資買進賣統計

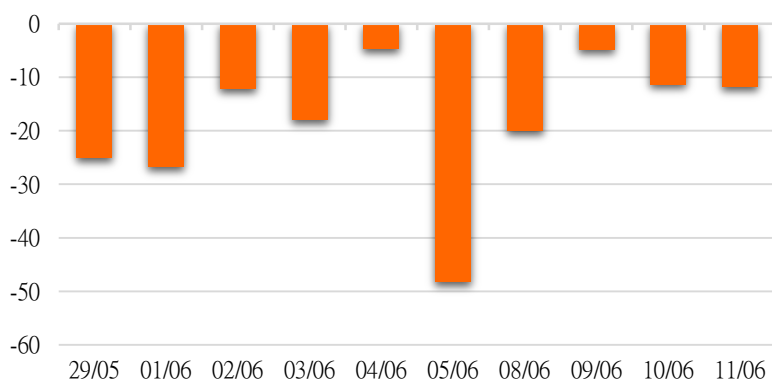
HSX 外資每日買/賣超



證券代碼	買超金額 (百萬盾)	證券代碼	賣超金額 (百萬盾)
VHM	195,374	KBC	53,958
FUESSVFL	103,742	VRE	32,586
VCB	40,409	VJC	18,463
GAS	21,116	HCM	16,495
VNM	20,350	IBC	14,456

HSX 外資買/賣超的前 5 名

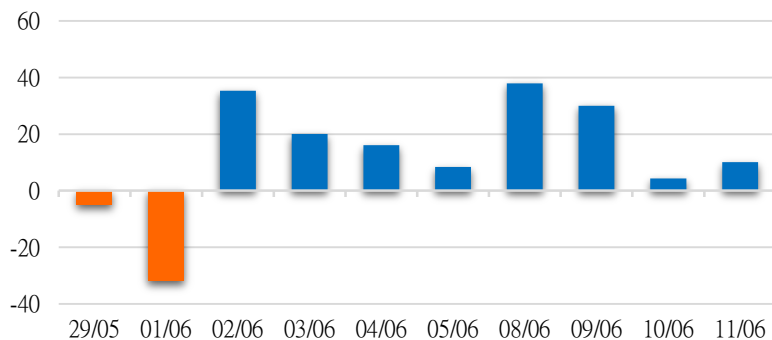
HNX 外資每日買/賣超



證券代碼	買超金額 (百萬盾)	證券代碼	賣超金額 (百萬盾)
HLD	872	SHB	6,973
LHC	698	SHS	2,949
DGC	266	PVS	1,822
TDN	197	SD6	841
AMV	175	TNG	592

HNX 外資買/賣超的前 5 名

UPCOM 外資每日買/賣超



證券代碼	買超金額 (百萬盾)	證券代碼	賣超金額 (百萬盾)
VEA	3,069	QNS	1,726
MCH	3,031	MSR	1,689
OIL	2,635	KDF	1,106
FOX	1,717	LPB	731
ACV	1,534	VLC	561

UPCOM 外資買/賣超的前 5 名

源: FiinPro - YSVN



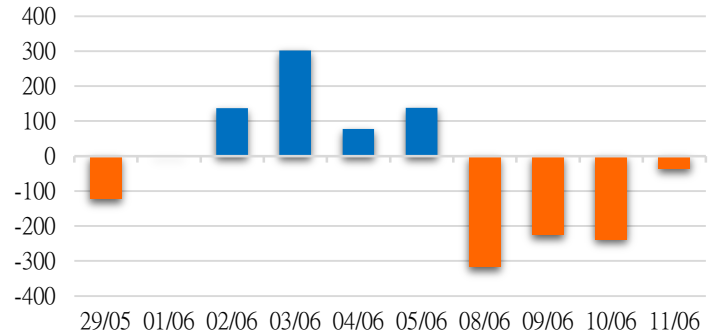
We Create **Fortune**

自營進出統計

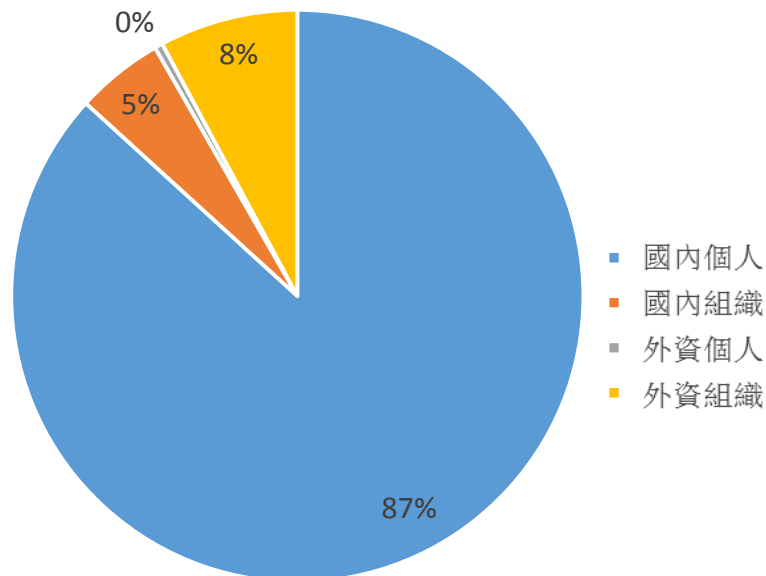
證券代碼	買超金額 (百萬盾)	證券代碼	賣超金額 (百萬盾)
MWG	21,951	FUEVFNVD	37,654
HPG	19,277	FUESSVFL	24,251
STB	14,129	STB	17,697
E1VFN30	11,396	HPG	14,032
MBB	10,939	MBB	10,444

券商自營交易最大前名

券商自營交易每日買/賣超 (bil.VND)



越南證券市場投資人類別統計

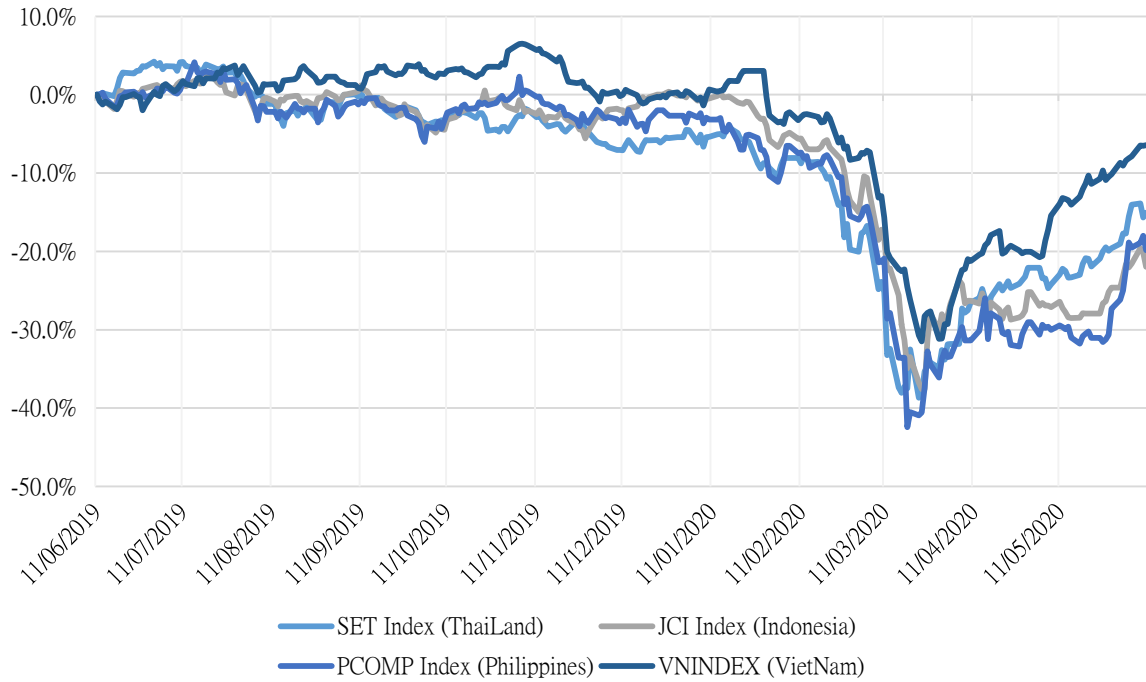


資料源: FinPro - YSVN



We Create Fortune

東南亞主要市場走勢比較

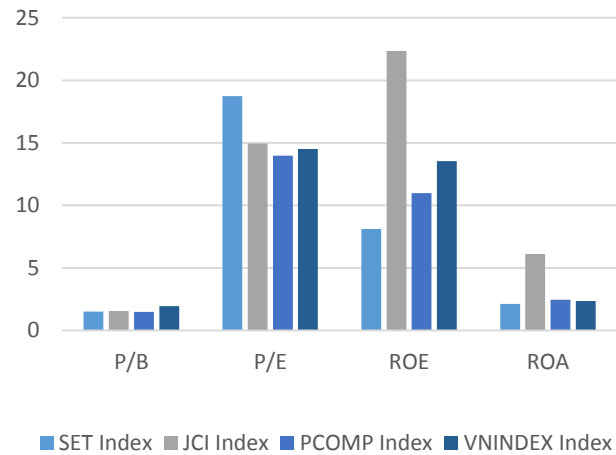


東南亞主要市場數據

		Thailand	Indonesia	Philippines	Vietnam
P/B		1.6x	1.6x	1.6x	1.9x
P/E		19.2x	15.8x	15.4x	14.3x
ROE	%	8.12	22.93	10.90	13.57
ROA	%	2.12	6.12	2.44	2.35
Vốn hóa	Tỷ USD	492.36	406.81	160.51	135.23
GTGD	Triệu USD	2.20	0.69	0.13	0.27
LS cổ tức	%	3.55	3.20	1.93	2.06

YSVN

源：
B
l
o
o
m
B
e
r
g
&





We Create **Fortune**

元大證券（越南）公司

個人客戶分析部

Nguyễn Thế Minh

研究分析經理

+84 28 3622 6868 ext 3826

minh.nguyen@yuanta.com.vn

Lý Thị Hiền

研究分析主管

+84 28 3622 6868 ext 3908

hien.ly@yuanta.com.vn

Quách Đức Khánh

高級分析專員

+84 28 3622 6868 ext 3833

khanh.quach@yuanta.com.vn

Phạm Tấn Phát

高級分析專員

+84 28 3622 6868 ext 3880

phat.pham@yuanta.com.vn

Nguyễn Trịnh Ngọc Hồng

分析專員

+84 28 3622 6868 ext 3832

hong.nguyen@yuanta.com.vn

個人客戶業務部

Nguyễn Thanh Tùng

總公司業務經理

+84 28 3622 6868 ext 3609

tung.nguyen@yuanta.com.vn

Nguyễn Việt Quang

河內分行經理

+84 28 3622 6868 ext 3404

quang.nguyen@yuanta.com.vn

Võ Thị Thu Thủy

平陽分行經理

+84 28 3622 6868 ext 3505

thuy.vo@yuanta.com.vn

Nguyễn Mạnh Hoạt

堤岸分行經理

+84 28 3622 6868 ext 3847

hoat.nguyen@yuanta.com.vn

Bùi Quốc Phong

同奈分行經理

+84 28 3622 6868

phong.bui@yuanta.com.vn

Chung Kim Hoa

華人客戶部經理

+84 28 3622 6868 ext 3828

hoa.chung@yuanta.com.vn

Đinh Thị Thu Cúc

頭頓分行經理

+84 28 3622 6868 ext 3203

cuc.dinh@yuanta.com.vn

Võ Đình Tuấn

峴港分行經理

+84 28 3622 6868 ext 3301

tuun.vo@yuanta.com.vn

Nguyễn Đức Hoàn

河內南部營業中心經理

+84 28 3622 6868 ext 3409

hoan.nguyen@yuanta.com.vn



We Create **Fortune**

Appendix A: Important Disclosures

Analyst Certification

Each research analyst primarily responsible for the content of this research report, in whole or in part, certifies that with respect to each security or issuer that the analyst covered in this report: (1) all of the views expressed accurately reflect his or her personal views about those securities or issuers; and (2) no part of his or her compensation was, is, or will be, directly or indirectly, related to the specific recommendations or views expressed by that research analyst in the research report.

Ratings Definitions

BUY: We have a positive outlook on the stock based on our expected absolute or relative return over the investment period. Our thesis is based on our analysis of the company's outlook, financial performance, catalysts, valuation and risk profile. We recommend investors add to their position.

HOLD-Outperform: In our view, the stock's fundamentals are relatively more attractive than peers at the current price. Our thesis is based on our analysis of the company's outlook, financial performance, catalysts, valuation and risk profile.

HOLD-Underperform: In our view, the stock's fundamentals are relatively less attractive than peers at the current price. Our thesis is based on our analysis of the company's outlook, financial performance, catalysts, valuation and risk profile.

SELL: We have a negative outlook on the stock based on our expected absolute or relative return over the investment period. Our thesis is based on our analysis of the company's outlook, financial performance, catalysts, valuation and risk profile. We recommend investors reduce their position.

Under Review: We actively follow the company, although our estimates, rating and target price are under review.

Restricted: The rating and target price have been suspended temporarily to comply with applicable regulations and/or Yuanta policies.

Note: Yuanta research coverage with a Target Price is based on an investment period of 12 months. Greater China Discovery Series coverage does not have a formal 12 month Target Price and the recommendation is based on an investment period specified by the analyst in the report.

Global Disclaimer

© 2018 Yuanta. All rights reserved. The information in this report has been compiled from sources we believe to be reliable, but we do not hold ourselves responsible for its completeness or accuracy. It is not an offer to sell or solicitation of an offer to buy any securities. All opinions and estimates included in this report constitute our judgment as of this date and are subject to change without notice.

This report provides general information only. Neither the information nor any opinion expressed herein constitutes an offer or invitation to make an offer to buy or sell securities or other investments. This material is prepared for general circulation to clients and is not intended to provide tailored investment advice and does not take into account the individual financial situation and objectives of any specific person who may receive this report. Investors should seek financial advice regarding the appropriateness of investing in any securities, investments or investment strategies discussed or recommended in this report. The information contained in this report has been compiled from sources believed to be reliable but no representation or warranty, express or implied, is made as to its accuracy, completeness or correctness. This report is not (and should not be construed as) a solicitation to act as securities broker or dealer in any jurisdiction by any person or company that is not legally permitted to carry on such business in that jurisdiction.

Yuanta research is distributed in the United States only to Major U.S. Institutional Investors (as defined in Rule 15a-6 under the Securities Exchange Act of 1934, as amended and SEC staff interpretations thereof). All transactions by a US person in the securities mentioned in this report must be effected through a registered broker-dealer under Section 15 of the Securities Exchange Act of 1934, as amended. Yuanta research is distributed in Taiwan by Yuanta Securities Investment Consulting. Yuanta research is distributed in Hong Kong by Yuanta Securities (Hong Kong) Co. Limited, which is licensed in Hong Kong by the Securities and Futures Commission for regulated activities, including Type 4 regulated activity (advising on securities). In Hong Kong, this research report may not be redistributed, retransmitted or disclosed, in whole or in part or any form or manner, without the express written