

當日市場：現金流轉弱

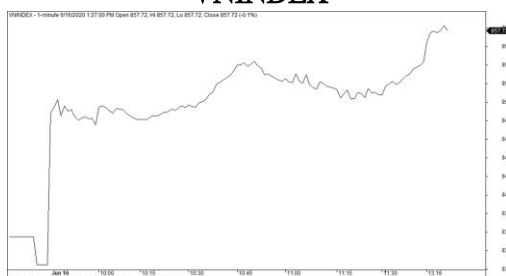
2020/06/16

市場走勢

市場指數	VNI	HNI	UPCOM
收盤	856.13	115.49	56.08
%日	2.84%	1.47%	0.97%
%週	-4.81%	-3.86%	-2.11%
%月	3.52%	5.93%	5.51%
%年	-10.22%	11.63%	1.89%
成交值(十億盾)			
當日	5,441	599	317
日均量/週	10,552	835	493
日均量/月	7,106	754	524
外資進出			
買進	696.57	4.74	57.09
賣出	639.75	10.59	7.61
買賣超	56.82	-5.85	49.48
市場漲跌家數			
上漲	256	93	105
下跌	76	62	80
持平	65	211	718
市場指標			
P/E	13.54	9.27	16.24
總市值 (兆盾)	2,906	208	843
股息殖利 率	2.83%	2.23%	5.86%

資料源: Bloomberg - YSVN

VNINDEX



HNIINDEX



市場走勢

市場經 3 盤修正後，在當天盤中顯示出已平衡的跡象。VN-Index 從開盤就反彈，一直保持高值直至盤終。指數上漲 2.84%，收於 856.13 點。HNX-Index 上漲 1.47%，收於 115.49 點；Upcom-Index 上漲 0.97%。負點是市場的總交易價值為 5 兆 500 越南盾，與最近幾盤相比有所減少，但仍保持高值。

VRE 和 VHM 均漲停，Vingroup 領導市場漲勢。不僅如此，許多其他藍籌股都獲得了非常強勁的漲勢，如 CTG，VIC，BVH，SSI，VNM，HPG 的漲幅均超過 3%。這些也是 V3-Index 中 26 檔上漲股票中漲幅最大的股票。

DBC 的股價在達到 5 盤最低水平 41,800 盾後，觸底的需求幫助該股在最近兩盤均收盤漲停，收於 45,450 盾。

大多數類股都取得了積極的漲幅，其中房地產，銀行，食品和飲料帶領漲勢。

外資是當天的亮點，因買超 1,000 億越南盾時，他們積極買進 VHM (427 億)，HPG (240 億)。另一方面，外資拋售 VCB (313 億)，STB (224 億)。

市場短期觀點

我們認為，市場可能會在下一盤出現恢復階段，然後在下盤下跌。同時，當前的短期風險是現金流繼續轉弱，表明投資者仍不準備重返市場，尤其是高價位的需求仍然較低。此外，投資者對當前趨勢仍不持樂觀的心態。

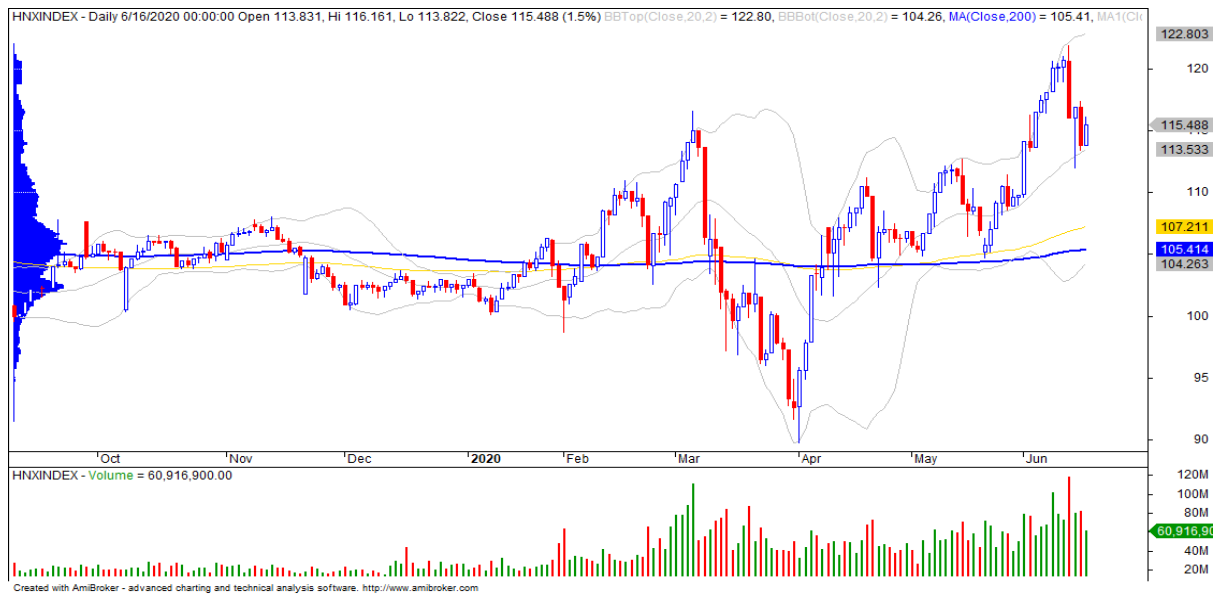
我們的趨勢指標系統在兩個指數上均維持短期的下跌趨勢，VN-Index 的阻力位於 882.82 點，HNX-Index 的阻力位於 120.85 點。因此，我們建議短期投資者可以降低股票比例，並且不應該在現階段買進新股票。

We Create Fortune

技術分析圖



指數技術分析圖 VN-Index



指數技術分析圖 HNX-Index

指數	短期趨勢	中期趨勢	阻力區 1	阻力區 2	支撐區 1	支撐區 2
VN-Index	下跌	上漲	997	1,000	988	953
HNX-Index	下跌	上漲	106	108	99	90
VN30	下跌	上漲	895	935	877	863
VNMidcaps	上漲	上漲	992	1,030	969	963
VNSmallcaps	上漲	上漲	835	845	822	804



We Create Fortune

胡志明市交易所 (HSX)

	收盤	漲跌%
VNI	856.13	2.84%
VN30	798.82	2.58%
VN Mid	881.74	2.06%
VN Small	773.51	1.76%

河內交易所 (HSX)

	收盤	漲跌%
HNI	115.49	1.47%
HN30	224.66	1.76%
VNX AllSh	773.15	2.82%

UPCOM 市場 (UPCoM)

	收盤	漲跌%
UPCoM	56.08	0.97%

外資交易	成交值(十億盾)
買進	696.57
賣出	639.75
買超/賣超	56.82

外資交易	成交值(十億盾)
買進	4.74
賣出	10.59
買超/賣超	-5.85

外資交易	成交值(十億盾)
買進	57.09
賣出	7.61
買超/賣超	49.48

上漲排名/股碼	漲跌 (VND)	漲跌%
VHM	4900	7.00%
VRE	1750	7.00%
TTF	200	6.99%
VND	850	6.97%
DBC	2950	6.94%

上漲排名/股碼	漲跌 (VND)	漲跌%
TAR	1200	5.58%
PLC	800	5.52%
AMV	700	4.35%
HUT	100	3.70%
VCG	900	3.60%

上漲排名/股碼	漲跌 (VND)	漲跌%
VEF	8481	8.02%
PXL	592	5.29%
BSR	152	2.20%
QNS	550	2.08%
VEA	770	1.83%

下跌排名/股碼	漲跌 (VND)	漲跌%
ITA	-360	-5.91%
HBC	-600	-4.88%
EIB	-300	-1.65%
DLG	-30	-1.58%
STB	-150	-1.24%

下跌排名/股碼	漲跌 (VND)	漲跌%
TVC	-1200	-7.02%
CEO	-100	-1.08%
NVB	0	0.00%
S99	0	0.00%
MBS	0	0.00%

下跌排名/股碼	漲跌 (VND)	漲跌%
HNA	-1133	-10.03%
SIP	-5640	-6.25%
SEA	-136	-0.69%
MCH	-255	-0.36%
VCP	0	0.00%

*備註：市值>5,000 億盾；成交值>15 億盾

市值排名/股碼	十億盾
VCB	304,128
VIC	301,036
VHM	230,266
VNM	195,034
BID	160,479

市值排名/股碼	十億盾
ACB	38,742
SHB	27,734
VCG	11,043
VCS	9,390
PVI	6,795

市值排名/股碼	十億盾
ACV	135,812
VEA	55,895
MCH	49,319
BCM	26,517
BSR	21,344

交易量排名/股碼	成交值	30 日均
HQC	51,925,570	15,394,736
ITA	28,545,550	20,834,944
TCB	19,150,560	2,512,670
STB	18,761,140	17,541,315
DLG	16,048,510	9,505,220

交易量排名/股碼	成交值	30 日均
HUT	9,049,181	7,547,974
SHB	8,333,482	8,503,591
ACB	4,198,366	5,536,897
KLF	3,626,541	3,888,634
PVS	3,607,707	6,466,350

交易量排名/股碼	成交值	30 日均
LPB	6,169,634	5,823,700
BSR	3,224,145	6,178,140
VCP	1,207,855	4,554
SBS	1,021,742	541,234
VIB	916,998	1,327,669

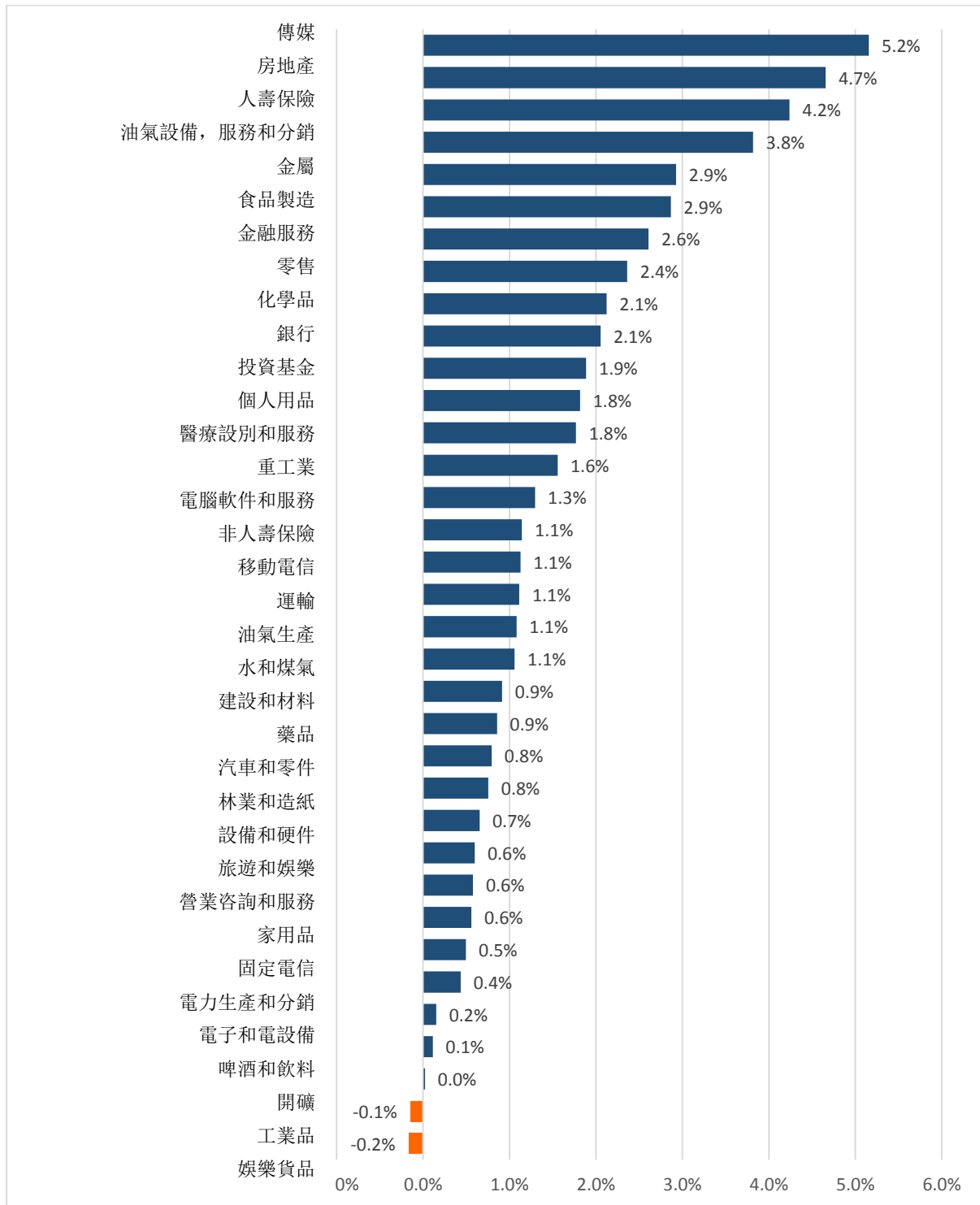
資料源: Bloomberg & Yuanta Research

資料源: Bloomberg & Yuanta Research

資料源: Bloomberg & Yuanta Research

We Create Fortune

各行業板塊的交易走勢

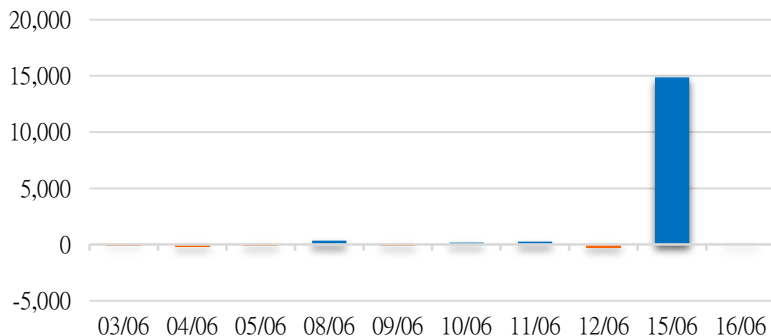


資料源: FinPro - YSVN

We Create Fortune

外資買進賣統計

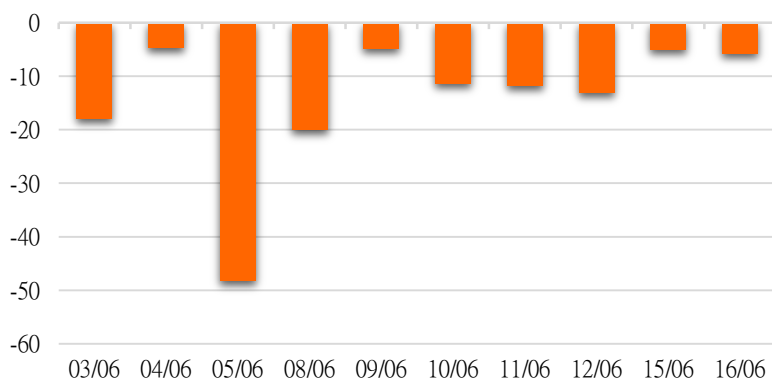
HSX 外資每日買/賣超



證券代碼	買超金額 (百萬盾)	證券代碼	賣超金額 (百萬盾)
VHM	42,735	VCB	31,303
HPG	24,020	STB	22,461
SSI	16,640	VJC	16,837
DXG	15,725	GAS	10,928
VRE	10,442	HDB	10,894

HSX 外資買/賣超的前 5 名

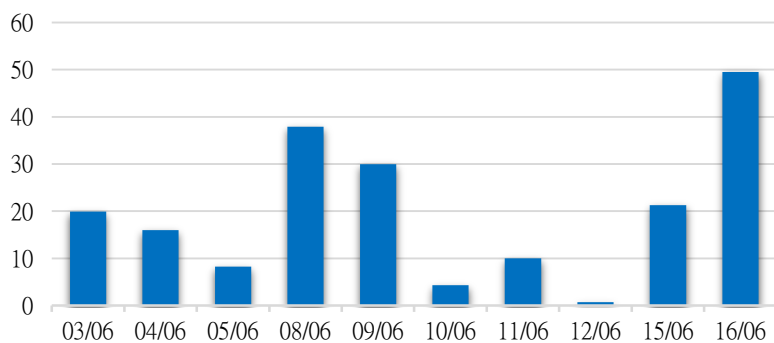
HNX 外資每日買/賣超



證券代碼	買超金額 (百萬盾)	證券代碼	賣超金額 (百萬盾)
VCS	1,691	SHB	6,154
TIG	677	KLF	1,000
AMV	327	DGC	530
PVS	165	MCC	377
HHG	125	SD6	220

HNX 外資買/賣超的前 5 名

UPCOM 外資每日買/賣超



證券代碼	買超金額 (百萬盾)	證券代碼	賣超金額 (百萬盾)
VCP	50,000	QNS	1,765
VEA	2,627	VLC	1,571
ACV	893	KDF	637
CTR	260	C4G	345
MCH	255	MPC	142

UPCOM 外資買/賣超的前 5 名

源: FiinPro - YSVN



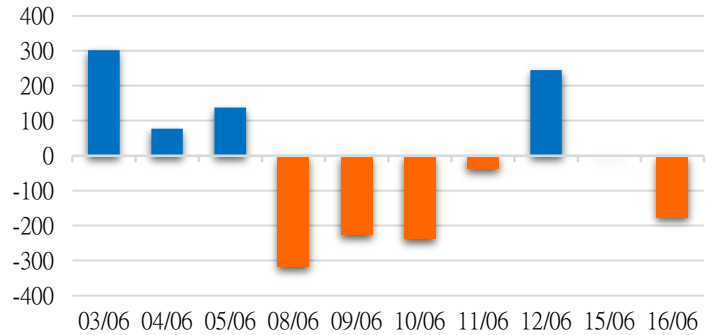
We Create **Fortune**

自營進出統計

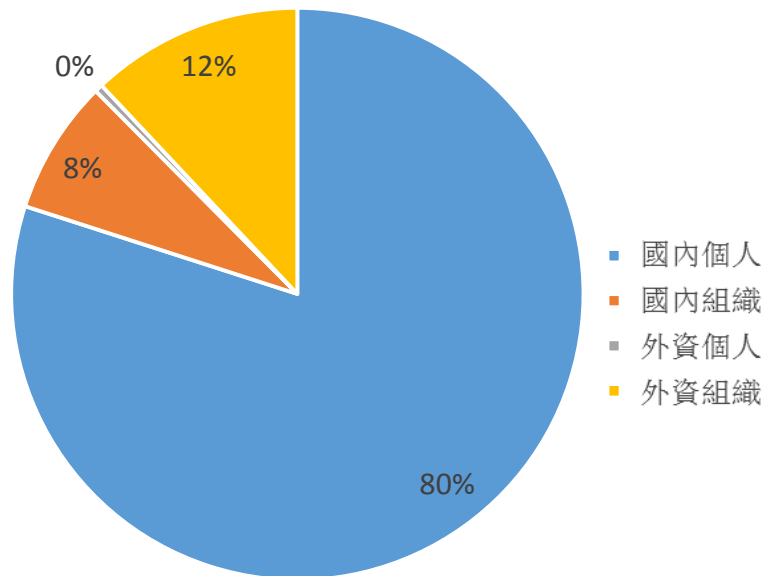
證券代碼	買超金額 (百萬盾)	證券代碼	賣超金額 (百萬盾)
MBB	13,055	PDN	134,470
FPT	11,159	TNI	19,786
HPG	11,034	VHM	17,060
MWG	10,012	FPT	12,677
VCB	8,759	HPG	9,008

券商自營交易最大前名

券商自營交易每日買/賣超 (bil.VND)



越南證券市場投資人類別統計

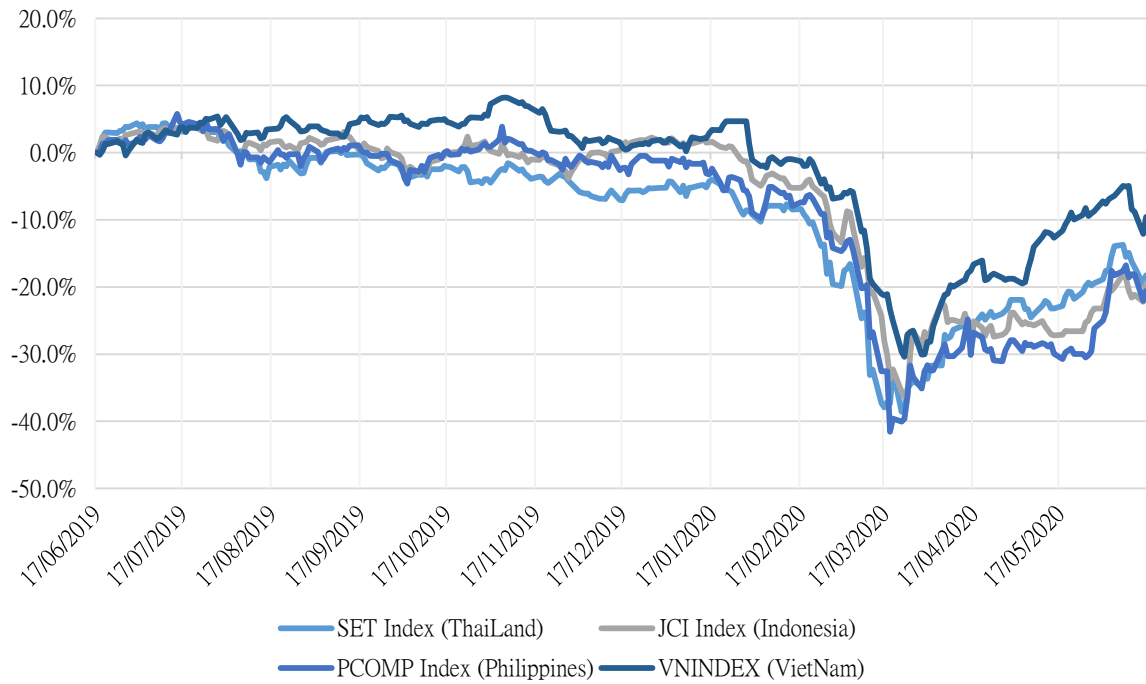


資料源: FinPro - YSVN



We Create Fortune

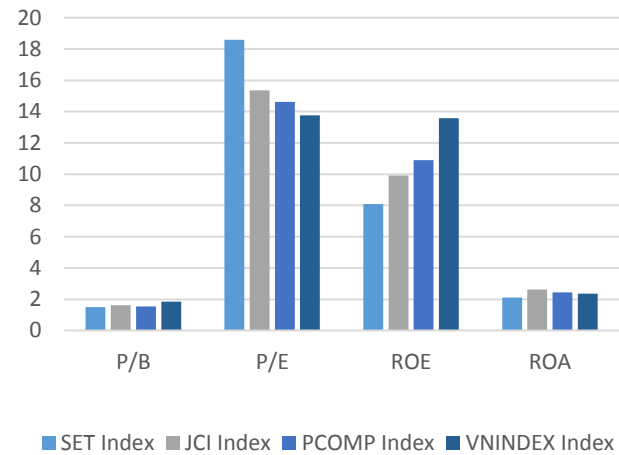
東南亞主要市場走勢比較



東南亞主要市場數據

		Thailand	Indonesia	Philippines	Vietnam
P/B		1.5x	1.6x	1.6x	1.9x
P/E		19.1x	16.0x	15.4x	14.3x
ROE	%	8.11	9.88	10.90	13.57
ROA	%	2.12	2.63	2.44	2.36
Vốn hóa	Tỷ USD	483.97	398.14	161.44	130.34
GTGD	Triệu USD	2.38	0.58	0.10	0.38
LS cổ tức	%	3.59	3.19	1.93	2.07

源: Bloomberg & YSVN





We Create **Fortune**

元大證券（越南）公司

個人客戶分析部

Nguyễn Thế Minh

研究分析經理

+84 28 3622 6868 ext 3826

minh.nguyen@yuanta.com.vn

Lý Thị Hiên

研究分析主管

+84 28 3622 6868 ext 3908

hien.ly@yuanta.com.vn

Quách Đức Khánh

高級分析專員

+84 28 3622 6868 ext 3833

khanh.quach@yuanta.com.vn

Phạm Tấn Phát

高級分析專員

+84 28 3622 6868 ext 3880

phat.pham@yuanta.com.vn

Nguyễn Trịnh Ngọc Hồng

分析專員

+84 28 3622 6868 ext 3832

hong.nguyen@yuanta.com.vn

個人客戶業務部

Nguyễn Thanh Tùng

總公司業務經理

+84 28 3622 6868 ext 3609

tung.nguyen@yuanta.com.vn

Nguyễn Việt Quang

河內分行經理

+84 28 3622 6868 ext 3404

quang.nguyen@yuanta.com.vn

Võ Thị Thu Thủy

平陽分行經理

+84 28 3622 6868 ext 3505

thuy.vo@yuanta.com.vn

Nguyễn Mạnh Hoạt

堤岸分行經理

+84 28 3622 6868 ext 3847

hoat.nguyen@yuanta.com.vn

Bùi Quốc Phong

同奈分行經理

+84 28 3622 6868

phong.bui@yuanta.com.vn

Chung Kim Hoa

華人客戶部經理

+84 28 3622 6868 ext 3828

hoa.chung@yuanta.com.vn

Đinh Thị Thu Cúc

頭頓分行經理

+84 28 3622 6868 ext 3203

cuc.dinh@yuanta.com.vn

Võ Đình Tuấn

峴港分行經理

+84 28 3622 6868 ext 3301

tuun.vo@yuanta.com.vn

Nguyễn Đức Hoàn

河內南部營業中心經理

+84 28 3622 6868 ext 3409

hoan.nguyen@yuanta.com.vn



We Create **Fortune**

Appendix A: Important Disclosures

Analyst Certification

Each research analyst primarily responsible for the content of this research report, in whole or in part, certifies that with respect to each security or issuer that the analyst covered in this report: (1) all of the views expressed accurately reflect his or her personal views about those securities or issuers; and (2) no part of his or her compensation was, is, or will be, directly or indirectly, related to the specific recommendations or views expressed by that research analyst in the research report.

Ratings Definitions

BUY: We have a positive outlook on the stock based on our expected absolute or relative return over the investment period. Our thesis is based on our analysis of the company's outlook, financial performance, catalysts, valuation and risk profile. We recommend investors add to their position.

HOLD-Outperform: In our view, the stock's fundamentals are relatively more attractive than peers at the current price. Our thesis is based on our analysis of the company's outlook, financial performance, catalysts, valuation and risk profile.

HOLD-Underperform: In our view, the stock's fundamentals are relatively less attractive than peers at the current price. Our thesis is based on our analysis of the company's outlook, financial performance, catalysts, valuation and risk profile.

SELL: We have a negative outlook on the stock based on our expected absolute or relative return over the investment period. Our thesis is based on our analysis of the company's outlook, financial performance, catalysts, valuation and risk profile. We recommend investors reduce their position.

Under Review: We actively follow the company, although our estimates, rating and target price are under review.

Restricted: The rating and target price have been suspended temporarily to comply with applicable regulations and/or Yuanta policies.

Note: Yuanta research coverage with a Target Price is based on an investment period of 12 months. Greater China Discovery Series coverage does not have a formal 12 month Target Price and the recommendation is based on an investment period specified by the analyst in the report.

Global Disclaimer

© 2018 Yuanta. All rights reserved. The information in this report has been compiled from sources we believe to be reliable, but we do not hold ourselves responsible for its completeness or accuracy. It is not an offer to sell or solicitation of an offer to buy any securities. All opinions and estimates included in this report constitute our judgment as of this date and are subject to change without notice.

This report provides general information only. Neither the information nor any opinion expressed herein constitutes an offer or invitation to make an offer to buy or sell securities or other investments. This material is prepared for general circulation to clients and is not intended to provide tailored investment advice and does not take into account the individual financial situation and objectives of any specific person who may receive this report. Investors should seek financial advice regarding the appropriateness of investing in any securities, investments or investment strategies discussed or recommended in this report. The information contained in this report has been compiled from sources believed to be reliable but no representation or warranty, express or implied, is made as to its accuracy, completeness or correctness. This report is not (and should not be construed as) a solicitation to act as securities broker or dealer in any jurisdiction by any person or company that is not legally permitted to carry on such business in that jurisdiction.

Yuanta research is distributed in the United States only to Major U.S. Institutional Investors (as defined in Rule 15a-6 under the Securities Exchange Act of 1934, as amended and SEC staff interpretations thereof). All transactions by a US person in the securities mentioned in this report must be effected through a registered broker-dealer under Section 15 of the Securities Exchange Act of 1934, as amended. Yuanta research is distributed in Taiwan by Yuanta Securities Investment Consulting. Yuanta research is distributed in Hong Kong by Yuanta Securities (Hong Kong) Co. Limited, which is licensed in Hong Kong by the Securities and Futures Commission for regulated activities, including Type 4 regulated activity (advising on securities). In Hong Kong, this research report may not be redistributed, retransmitted or disclosed, in whole or in part or any form or manner, without the express written