

當日市場：VNI 測試 882.82 點阻力位

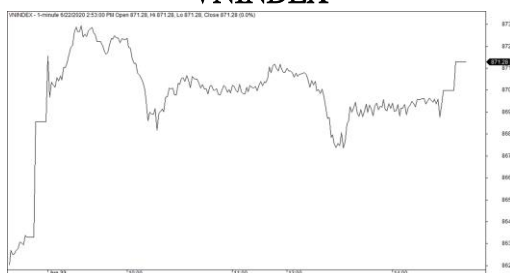
2020/06/22

市場走勢

市場指數	VNI	HNI	UPCOM
收盤	871.28	114.72	56.68
%日	0.31%	-0.55%	0.60%
%週	4.39%	0.79%	2.05%
%月	1.91%	7.17%	4.50%
%年	-9.40%	9.41%	2.83%
成交值(十億盾)			
當日	4,728	580	283
日均量/週	4,721	527	309
日均量/月	6,923	736	466
外資進出			
買進	496.48	3.04	7.82
賣出	518.73	3.70	12.27
買賣超	-22.25	-0.66	-4.45
市場漲跌家數			
上漲	173	81	105
下跌	141	82	77
持平	80	202	721
市場指標			
P/E	14.12	9.39	16.59
總市值 (兆盾)	3,032	213	856
股息殖利 率	2.80%	2.15%	6.16%

資料源: Bloomberg - YSVN

VNINDEX



HNIINDEX



市場走勢

世界各股市在當天沒有太多變化。而同時，越南股市繼續以張跌交織的方式繼續恢復。VN-Index 收於 871.28 點，上漲 0.31%。HNX-Index 微跌 0.55%，收於 114.72 點；Upcom-Index 也上漲了 0.6%。經過上週的重組，三大市場的交易價值達 5 兆 1 千億越南盾，仍保持在較高水平。

藍籌股的交易緩慢且主要趨勢仍為分歧。但仍出現一些亮點，如 VHM (+2.4%)，價格圖表回到了 2020 年 6 月初的舊頂值，相當於近 80,000 盾。

CTD 在有消息稱，兩名董事辭職以讓位給兩名大股東 Kusto 和 The 8th 的代表後，就漲停至 67,800 盾。

中型股的交易相當活躍，表明現金流仍在積極參與中型股。許多股票有相當強勁的漲勢，如 ITA，SCR，DCM，DPM，PDR，DBC 甚至漲停，而 NT2 (+5.2%)，CRE (+4.9%)，FLC (+.8%)，PVT (+3.7%)，DRC (+3.1%) 等均積極上漲。

外資在市場上賣超 270 億越南盾。VNM (334 億) 在最近幾盤被強勁拋售，當天該股也被拋售最多。另一方面，外資集中買進 VHM (9,510 億)，VIC (289 億)。

市場短期觀點

我們認為，VN-Index 可能在下一盤測試 882.82 點的阻力位。積極的是，短期現金流量已經顯示出再次增長的跡象，尤其是現金流量傾向於流入大型股和中型股。同時，隨著投資者的情緒變的更積極，表明現金流正在逐漸重返市場。

我們的趨勢指標系統維持兩個指數的短期下跌趨勢，其中 VN-Index 的阻力位在 882.82 點和 HNX-Index 的在 118.25 點。因此，我們建議短期投資者應觀察市場，並在短期內暫時停止拋售股票。同時，如果投資者接受風險，可以以較低的比例進行投資。



We Create Fortune

技術分析圖



指數技術分析圖 VN-Index



指數技術分析圖 HNX-Index

指數	短期趨勢	中期趨勢	阻力區 1	阻力區 2	支撐區 1	支撐區 2
VN-Index	下跌	上漲	997	1,000	988	953
HNX-Index	下跌	上漲	106	108	99	90
VN30	下跌	上漲	895	935	877	863
VNMidcaps	上漲	上漲	992	1,030	969	963
VNSmallcaps	上漲	上漲	835	845	822	804



We Create Fortune

胡志明市交易所 (HSX)

	收盤	漲跌%
VNI	871.28	0.31%
VN30	809.97	0.21%
VN Mid	902.3	0.40%
VN Small	787.04	0.01%

河內交易所 (HSX)

	收盤	漲跌%
HNI	114.72	-0.55%
HN30	223.88	-0.63%
VNX AllSh	785.39	0.07%

UPCOM 市場 (UPCoM)

	收盤	漲跌%
UPCoM	56.68	0.60%

外資交易	成交值(十億盾)
買進	496.48
賣出	518.73
買超/賣超	-22.25

外資交易	成交值(十億盾)
買進	3.04
賣出	3.70
買超/賣超	-0.66

外資交易	成交值(十億盾)
買進	7.82
賣出	12.27
買超/賣超	-4.45

上漲排名/股碼	漲跌 (VND)	漲跌%
ITA	370	6.98%
DPM	1000	6.97%
CTD	4400	6.94%
DGW	2400	6.94%
DBC	3450	6.93%

上漲排名/股碼	漲跌 (VND)	漲跌%
S99	1200	9.68%
LAS	300	4.48%
AMV	600	3.37%
NDN	500	2.82%
MBS	200	2.02%

上漲排名/股碼	漲跌 (VND)	漲跌%
SWC	1646	12.86%
VLC	2560	8.34%
VEF	8786	7.55%
G36	358	5.97%
VEA	2022	4.56%

下跌排名/股碼	漲跌 (VND)	漲跌%
HQC	-150	-6.85%
DLG	-100	-5.24%
AMD	-150	-4.20%
OGC	-140	-3.74%
SJS	-650	-2.86%

下跌排名/股碼	漲跌 (VND)	漲跌%
TVC	-1500	-10.00%
SHB	-200	-1.36%
DGC	-500	-1.27%
ACB	-300	-1.23%
NVB	-100	-1.14%

下跌排名/股碼	漲跌 (VND)	漲跌%
NTC	-2161	-1.13%
BOT	-85	-0.17%
VIB	-24	-0.14%
BSR	13	0.18%
C4G	13	0.19%

*備註：市值>5,000 億盾；成交值>15 億盾

市值排名/股碼	十億盾
VIC	329,110
VCB	316,738
VHM	251,648
VNM	200,258
BID	166,713

市值排名/股碼	十億盾
ACB	40,571
SHB	25,803
VCG	12,103
VCS	9,840
PVI	6,929

市值排名/股碼	十億盾
ACV	136,718
VEA	58,903
MCH	48,779
BCM	27,344
BSR	22,841

交易量排名/股碼	成交值	30 日均
HQC	30,387,330	20,532,170
ITA	20,213,520	23,830,582
FLC	16,611,440	13,763,905
ROS	11,835,510	31,713,489
LDG	11,525,220	5,248,801

交易量排名/股碼	成交值	30 日均
MBG	8,481,016	2,909,936
DST	4,836,351	1,157,164
HUT	4,784,445	7,884,493
CEO	3,750,463	2,349,746
SHS	3,408,413	3,463,841

交易量排名/股碼	成交值	30 日均
LPB	6,715,862	6,314,201
BSR	3,344,782	6,204,207
G36	1,371,859	1,007,646
PXL	1,079,070	1,471,258
PPI	996,280	911,198

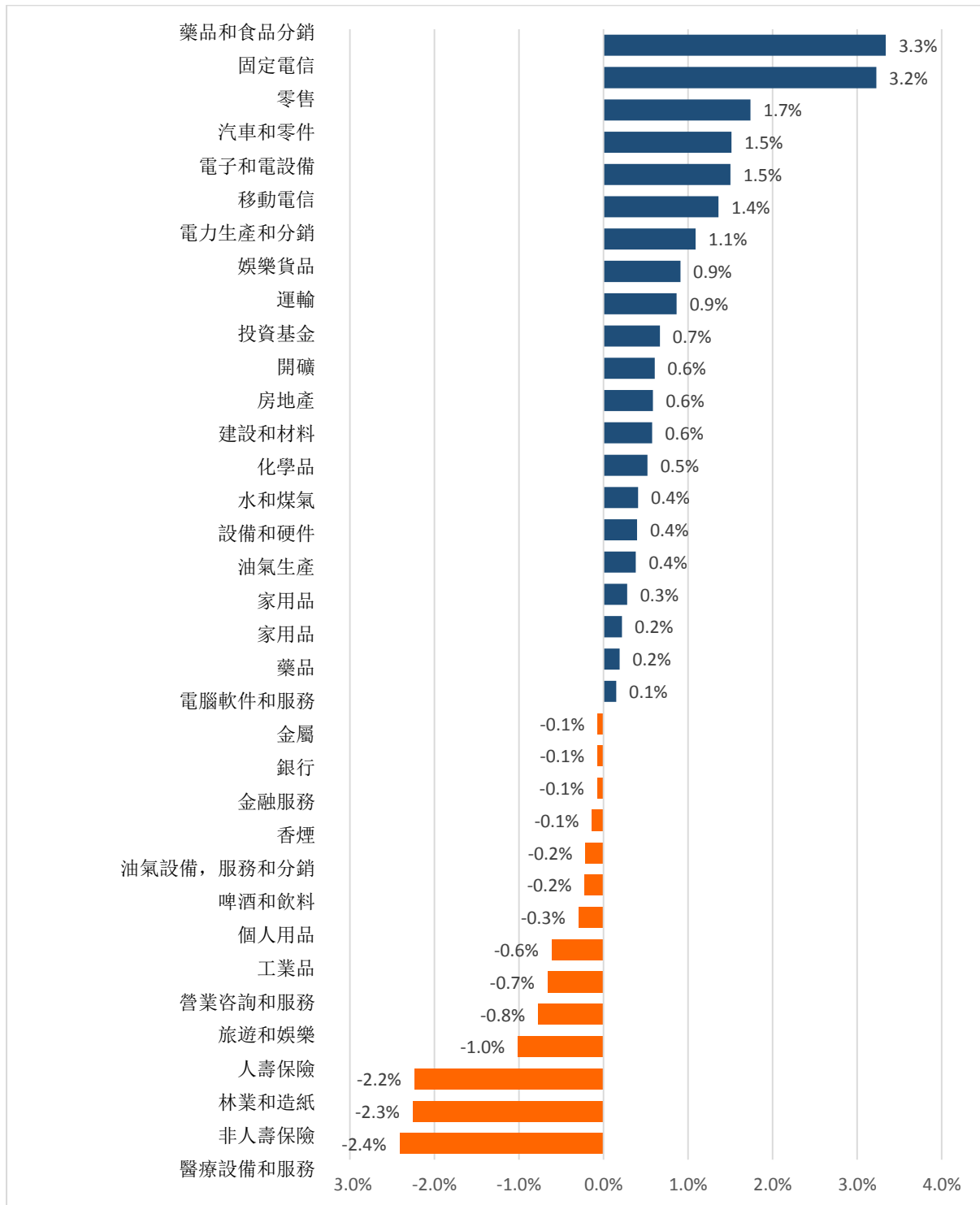
資料源: Bloomberg & Yuanta Research

資料源: Bloomberg & Yuanta Research

資料源: Bloomberg & Yuanta Research

We Create Fortune

各行業板塊的交易走勢



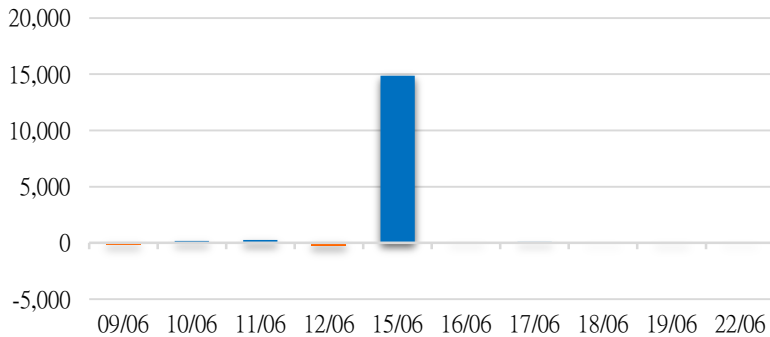
資料源: FiinPro - YSVN



We Create Fortune

外資買進賣統計

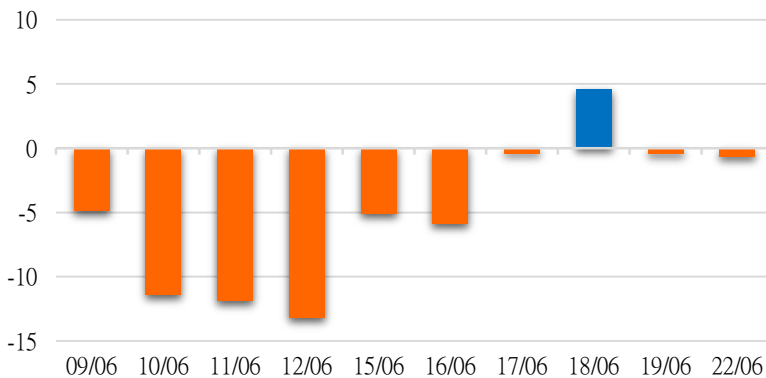
HSX 外資每日買/賣超



證券代碼	買超金額 (百萬盾)	證券代碼	賣超金額 (百萬盾)
VHM	51,000	VNM	33,486
VIC	28,968	DBC	12,439
DPM	14,234	PDR	11,293
DGW	8,765	CII	9,744
VCB	7,040	VJC	8,334

HSX 外資買/賣超的前 5 名

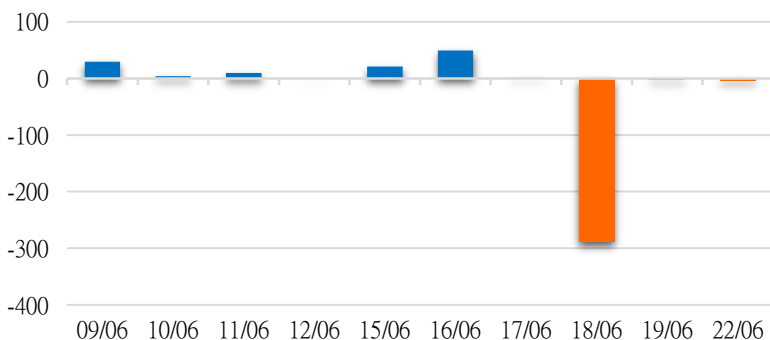
HNX 外資每日買/賣超



證券代碼	買超金額 (百萬盾)	證券代碼	賣超金額 (百萬盾)
VCS	885	SHS	1,250
TIG	379	LHC	467
PVS	324	EID	260
PLC	122	SMT	131
AMV	78	DGC	117

HNX 外資買/賣超的前 5 名

UPCOM 外資每日買/賣超



證券代碼	買超金額 (百萬盾)	證券代碼	賣超金額 (百萬盾)
MCH	1,001	ACV	3,188
BCM	938	VEA	1,630
CTR	294	QNS	1,430
BSR	213	KDF	612
FOC	60	MFS	229

UPCOM 外資買/賣超的前 5 名

源: FiinPro - YSVN



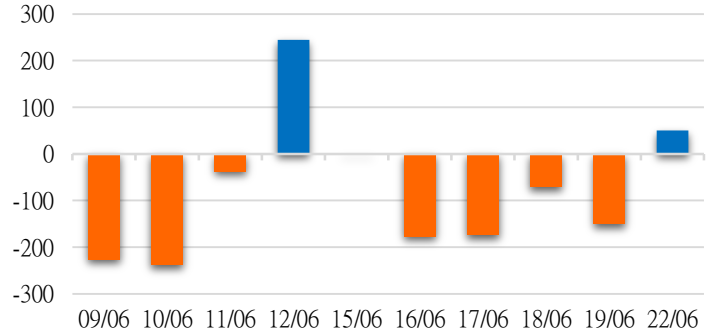
We Create **Fortune**

自營進出統計

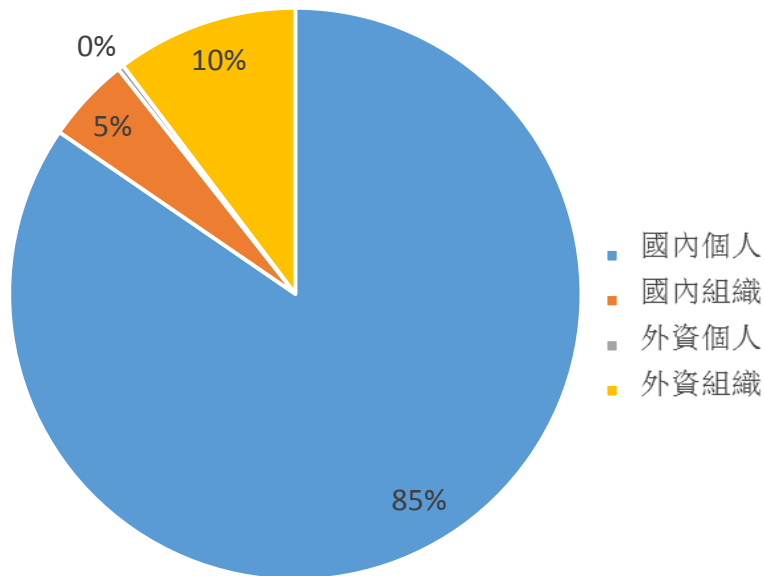
證券代碼	買超金額 (百萬盾)	證券代碼	賣超金額 (百萬盾)
NHH	15,000	STB	7,087
DAH	13,243	SJF	6,681
MBB	6,710	HBC	2,010
CTG	4,582	FPT	1,965
FPT	4,548	VCB	1,710

券商自營交易最大前名

券商自營交易每日買/賣超 (bil.VND)



越南證券市場投資人類別統計

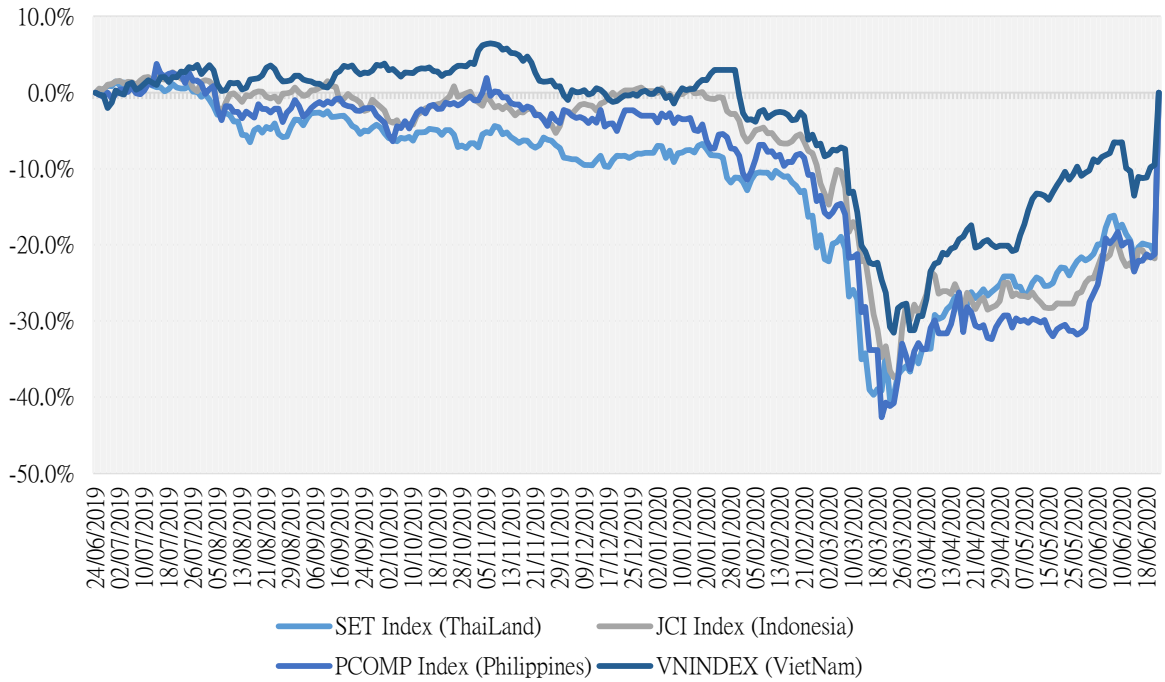


資料源: FinPro - YSVN



We Create Fortune

東南亞主要市場走勢比較

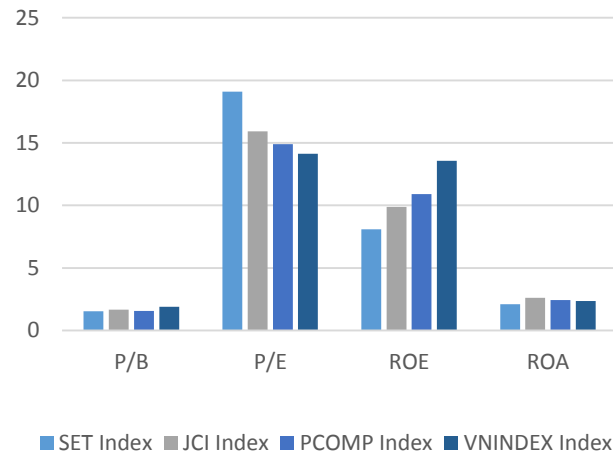


東南亞主要市場數據

		Thailand	Indonesia	Philippines	Vietnam
P/B		1.5x	1.6x	1.6x	1.9x
P/E		19.1x	16.0x	15.4x	14.3x
ROE	%	8.11	9.88	10.90	13.57
ROA	%	2.12	2.63	2.44	2.36
Vốn hóa	Tỷ USD	483.97	398.14	161.44	130.34
GTGD	Triệu USD	2.38	0.58	0.10	0.38
LS cổ tức	%	3.59	3.19	1.93	2.07

YSVN

源 :
B
l
o
o
m
B
e
r
g
&





We Create **Fortune**

元大證券（越南）公司

個人客戶分析部

Nguyễn Thế Minh

研究分析經理

+84 28 3622 6868 ext 3826

minh.nguyen@yuanta.com.vn

Lý Thị Hiền

研究分析主管

+84 28 3622 6868 ext 3908

hien.ly@yuanta.com.vn

Quách Đức Khánh

高級分析專員

+84 28 3622 6868 ext 3833

khanh.quach@yuanta.com.vn

Phạm Tấn Phát

高級分析專員

+84 28 3622 6868 ext 3880

phat.pham@yuanta.com.vn

Nguyễn Trịnh Ngọc Hồng

分析專員

+84 28 3622 6868 ext 3832

hong.nguyen@yuanta.com.vn

個人客戶業務部

Nguyễn Thanh Tùng

總公司業務經理

+84 28 3622 6868 ext 3609

tung.nguyen@yuanta.com.vn

Nguyễn Việt Quang

河內分行經理

+84 28 3622 6868 ext 3404

quang.nguyen@yuanta.com.vn

Võ Thị Thu Thủy

平陽分行經理

+84 28 3622 6868 ext 3505

thuy.vo@yuanta.com.vn

Nguyễn Mạnh Hoạt

堤岸分行經理

+84 28 3622 6868 ext 3847

hoat.nguyen@yuanta.com.vn

Bùi Quốc Phong

同奈分行經理

+84 28 3622 6868

phong.bui@yuanta.com.vn

Chung Kim Hoa

華人客戶部經理

+84 28 3622 6868 ext 3828

hoa.chung@yuanta.com.vn

Đinh Thị Thu Cúc

頭頓分行經理

+84 28 3622 6868 ext 3203

cuc.dinh@yuanta.com.vn

Võ Đình Tuấn

峴港分行經理

+84 28 3622 6868 ext 3301

tuun.vo@yuanta.com.vn

Nguyễn Đức Hoàn

河內南部營業中心經理

+84 28 3622 6868 ext 3409

hoan.nguyen@yuanta.com.vn



We Create **Fortune**

Appendix A: Important Disclosures

Analyst Certification

Each research analyst primarily responsible for the content of this research report, in whole or in part, certifies that with respect to each security or issuer that the analyst covered in this report: (1) all of the views expressed accurately reflect his or her personal views about those securities or issuers; and (2) no part of his or her compensation was, is, or will be, directly or indirectly, related to the specific recommendations or views expressed by that research analyst in the research report.

Ratings Definitions

BUY: We have a positive outlook on the stock based on our expected absolute or relative return over the investment period. Our thesis is based on our analysis of the company's outlook, financial performance, catalysts, valuation and risk profile. We recommend investors add to their position.

HOLD-Outperform: In our view, the stock's fundamentals are relatively more attractive than peers at the current price. Our thesis is based on our analysis of the company's outlook, financial performance, catalysts, valuation and risk profile.

HOLD-Underperform: In our view, the stock's fundamentals are relatively less attractive than peers at the current price. Our thesis is based on our analysis of the company's outlook, financial performance, catalysts, valuation and risk profile.

SELL: We have a negative outlook on the stock based on our expected absolute or relative return over the investment period. Our thesis is based on our analysis of the company's outlook, financial performance, catalysts, valuation and risk profile. We recommend investors reduce their position.

Under Review: We actively follow the company, although our estimates, rating and target price are under review.

Restricted: The rating and target price have been suspended temporarily to comply with applicable regulations and/or Yuanta policies.

Note: Yuanta research coverage with a Target Price is based on an investment period of 12 months. Greater China Discovery Series coverage does not have a formal 12 month Target Price and the recommendation is based on an investment period specified by the analyst in the report.

Global Disclaimer

© 2018 Yuanta. All rights reserved. The information in this report has been compiled from sources we believe to be reliable, but we do not hold ourselves responsible for its completeness or accuracy. It is not an offer to sell or solicitation of an offer to buy any securities. All opinions and estimates included in this report constitute our judgment as of this date and are subject to change without notice.

This report provides general information only. Neither the information nor any opinion expressed herein constitutes an offer or invitation to make an offer to buy or sell securities or other investments. This material is prepared for general circulation to clients and is not intended to provide tailored investment advice and does not take into account the individual financial situation and objectives of any specific person who may receive this report. Investors should seek financial advice regarding the appropriateness of investing in any securities, investments or investment strategies discussed or recommended in this report. The information contained in this report has been compiled from sources believed to be reliable but no representation or warranty, express or implied, is made as to its accuracy, completeness or correctness. This report is not (and should not be construed as) a solicitation to act as securities broker or dealer in any jurisdiction by any person or company that is not legally permitted to carry on such business in that jurisdiction.

Yuanta research is distributed in the United States only to Major U.S. Institutional Investors (as defined in Rule 15a-6 under the Securities Exchange Act of 1934, as amended and SEC staff interpretations thereof). All transactions by a US person in the securities mentioned in this report must be effected through a registered broker-dealer under Section 15 of the Securities Exchange Act of 1934, as amended. Yuanta research is distributed in Taiwan by Yuanta Securities Investment Consulting. Yuanta research is distributed in Hong Kong by Yuanta Securities (Hong Kong) Co. Limited, which is licensed in Hong Kong by the Securities and Futures Commission for regulated activities, including Type 4 regulated activity (advising on securities). In Hong Kong, this research report may not be redistributed, retransmitted or disclosed, in whole or in part or any form or manner, without the express written