

當日市場：金融服務類股上漲並吸引現金流

2020/06/23

市場走勢

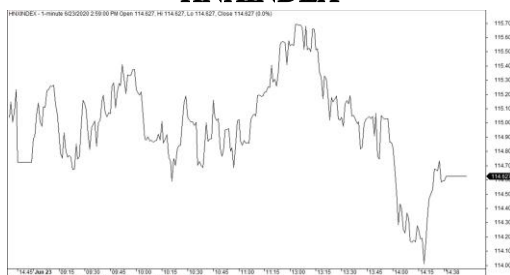
市場指數	VNI	HNI	UPCOM
收盤	868.20	114.63	56.64
%日	-0.35%	-0.08%	-0.07%
%週	1.41%	-0.74%	1.00%
%月	1.81%	7.09%	4.42%
%年	-9.49%	9.33%	2.76%
成交值(十億盾)			
當日	6,760	657	330
日均量/週	5,210	538	311
日均量/月	7,042	731	469
外資進出			
買進	606.58	4.52	9.67
賣出	732.82	15.58	21.20
買賣超	-126.25	-11.06	-11.53
市場漲跌家數			
上漲	162	92	95
下跌	166	76	78
持平	66	197	730
市場指標			
P/E	14.17	9.33	16.79
總市值 (兆盾)	3,041	212	866
股息殖利 率	2.89%	2.24%	6.15%

資料源: Bloomberg - YSVN

VNINDEX



HNIINDEX



市場走勢

各區域股市的大多數主要指數均上漲。而越南股市卻相反因出現修正。VNIndex 收於 868.2 點，下跌 0.35%。HNX-Index 微跌 0.09%，收於 114.63 點；Upcom-Index 也略有下跌。三大市場的交易價值達到 6 兆 500 億越南盾，比前一盤增長 18%，引起了人們的關注。

FPT (+1.2%)，PNJ (+1.2%)，GAS (+1.1%) 是逆市而行，並支撐該指數的藍籌股。值得注意的是，證券股強勁上漲，許多股票均具有很高的流動性，其中包括在 HOSE 上的 SSI (+5.9%)，HCM (+5.2%)，VND (+4.5%)，VCI (+4.1%)，和在 HNX 上的 SHS (+6.2%)。

另一方面，許多大型股出現修正，如 VIC (-2.8%)，BID (-1.5%)，VRE (-1.4%)，SAB (-1.2%)。

CTD 連續第二盤漲停。相反，DBC 轉弱下跌至 49,500 盾。

外資賣超 1,480 億越南盾。在最近幾盤中，VNM (369 億) 是被外資大量拋售的榜首股票。另一方面，他們積極買進 PLX (167 億)，KDC (123 億)。

市場短期觀點

我們認為，在接下來的幾盤日中，市場可能會繼續橫盤整理並在各類股票之間形成差異。特別是，現金流傾向於集中在中型股和小型股上，表明尋求利潤的投資已經顯示出增長的跡象。此外，短期投資者情緒不那麼悲觀，投機性再次增加。

我們的趨勢指標系統在兩個主要指數上維持短期下跌趨勢，VN-Index 和 HNX-Index 的阻力位分別為 882.82 點和 118.25 點。因此，我們建議短期投資者繼續觀察並停止拋售股票。同時，如果投資者偏好較高風險的投資，則可以考慮以較低比重進行投資。



We Create Fortune

技術分析圖



指數技術分析圖 VN-Index



指數技術分析圖 HNX-Index

指數	短期趨勢	中期趨勢	阻力區 1	阻力區 2	支撐區 1	支撐區 2
VN-Index	下跌	上漲	997	1,000	988	953
HNX-Index	下跌	上漲	106	108	99	90
VN30	下跌	上漲	895	935	877	863
VNMidcaps	上漲	上漲	992	1,030	969	963
VNSmallcaps	上漲	上漲	835	845	822	804



We Create Fortune

胡志明市交易所 (HSX)

	收盤	漲跌%
VNI	868.2	-0.35%
VN30	807.61	-0.29%
VN Mid	908.95	0.74%
VN Small	789.09	0.26%

河內交易所 (HSX)

	收盤	漲跌%
HNI	114.63	-0.08%
HN30	224.23	0.16%
VNX AllSh	784.92	-0.06%

UPCOM 市場 (UPCoM)

	收盤	漲跌%
UPCoM	56.64	-0.07%

外資交易	成交值(十億盾)
買進	606.58
賣出	732.82
買超/賣超	-126.25

外資交易	成交值(十億盾)
買進	4.52
賣出	15.58
買超/賣超	-11.06

外資交易	成交值(十億盾)
買進	9.67
賣出	21.20
買超/賣超	-11.53

上漲排名/股碼	漲跌 (VND)	漲跌%
BSI	580	6.99%
FIT	570	6.95%
CTD	4700	6.93%
FCN	700	6.93%
HAI	250	6.93%

上漲排名/股碼	漲跌 (VND)	漲跌%
THD	2100	9.81%
VIX	600	9.52%
S99	900	6.62%
SHS	800	6.15%
MBS	600	5.94%

上漲排名/股碼	漲跌 (VND)	漲跌%
C4G	330	4.78%
HND	809	4.42%
QNS	1206	4.37%
MML	1665	3.40%
MSR	519	3.24%

下跌排名/股碼	漲跌 (VND)	漲跌%
DBC	-3700	-6.95%
ITA	-380	-6.70%
HQC	-130	-6.37%
LHG	-900	-4.81%
LDG	-290	-3.99%

下跌排名/股碼	漲跌 (VND)	漲跌%
WCS	-15600	-7.09%
TVC	-300	-2.22%
AMV	-400	-2.17%
SHB	-300	-2.07%
TNG	-200	-1.49%

下跌排名/股碼	漲跌 (VND)	漲跌%
VLC	-1414	-4.25%
VEF	-4349	-3.48%
G36	-157	-2.45%
EVF	-95	-1.30%
OIL	-106	-1.20%

*備註：市值>5,000 億盾；成交值>15 億盾

市值排名/股碼	十億盾
VCB	318,963
VIC	318,625
VHM	255,595
VNM	202,000
BID	163,696

市值排名/股碼	十億盾
ACB	39,906
SHB	24,926
VCG	12,147
VCS	9,731
PVI	6,862

市值排名/股碼	十億盾
ACV	138,821
VEA	61,193
MCH	49,438
BCM	27,636
BSR	22,823

交易量排名/股碼	成交值	30 日均
HQC	32,046,590	21,055,553
ROS	23,989,270	31,362,388
FLC	23,755,030	14,218,047
ITA	15,035,580	23,430,809
SSI	14,025,040	6,142,500

交易量排名/股碼	成交值	30 日均
HUT	6,530,128	7,822,930
MBG	6,085,903	3,054,298
KLF	5,462,130	4,539,842
SHS	5,140,305	3,540,044
ART	3,946,074	2,179,502

交易量排名/股碼	成交值	30 日均
LPB	3,643,494	6,192,803
BSR	3,008,559	6,058,451
PBC	1,500,000	173
C4G	1,452,108	760,742
OIL	1,070,473	1,417,666

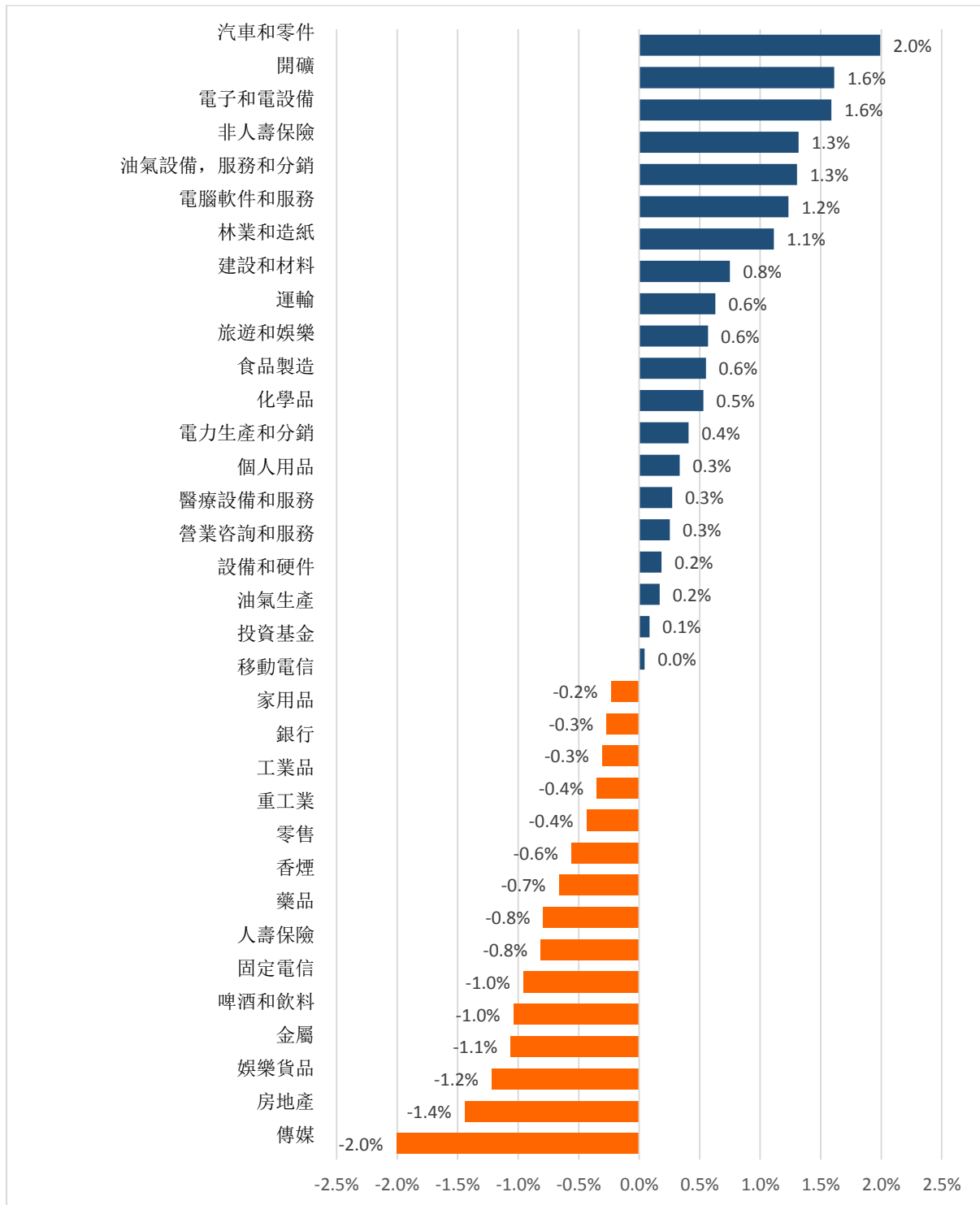
資料源: Bloomberg & Yuanta Research

資料源: Bloomberg & Yuanta Research

資料源: Bloomberg & Yuanta Research

We Create Fortune

各行業板塊的交易走勢



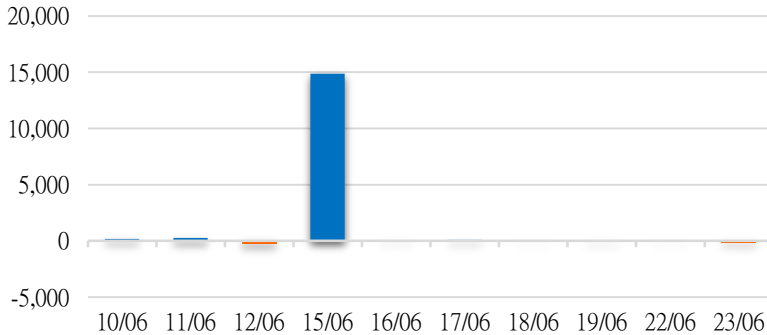
資料源: FinPro - YSVN



We Create Fortune

外資買進賣統計

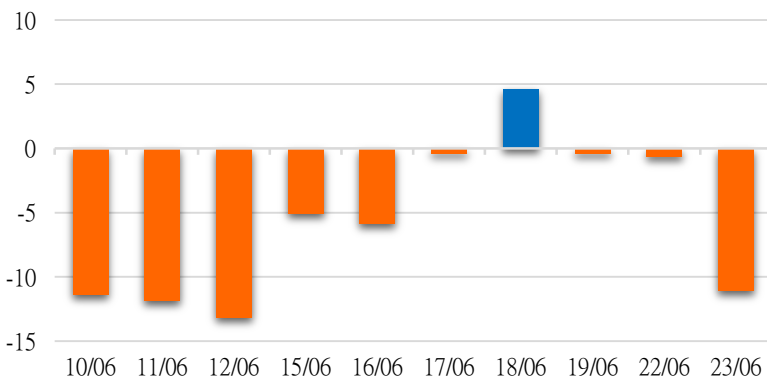
HSX 外資每日買/賣超



證券代碼	買超金額 (百萬盾)	證券代碼	賣超金額 (百萬盾)
PLX	16,717	VNM	36,918
KDC	12,304	BID	17,665
NVL	10,981	HSG	15,929
DXG	9,226	HPG	13,944
VHC	5,423	VIC	13,906

HSX 外資買/賣超的前 5 名

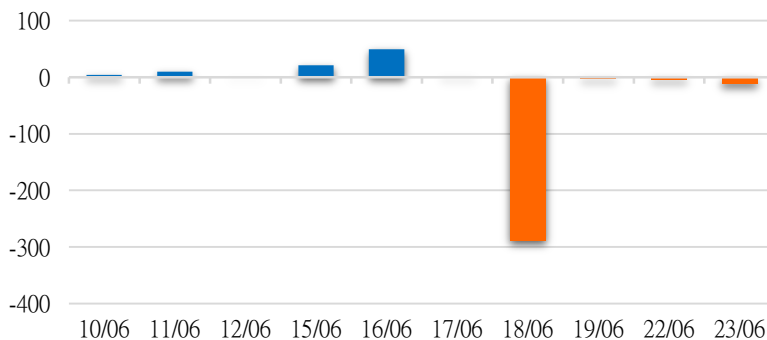
HNX 外資每日買/賣超



證券代碼	買超金額 (百萬盾)	證券代碼	賣超金額 (百萬盾)
NTP	630	CPC	8,692
HUT	509	WCS	2,588
CDN	210	SHS	1,551
TNG	198	PGS	336
SHE	146	THT	184

HNX 外資買/賣超的前 5 名

UPCOM 外資每日買/賣超



證券代碼	買超金額 (百萬盾)	證券代碼	賣超金額 (百萬盾)
BCM	1,707	ACV	12,022
FOX	951	QNS	2,995
HND	629	MSR	384
MCH	595	MFS	372
MH3	191	CTR	148

UPCOM 外資買/賣超的前 5 名

源: FiinPro - YSVN



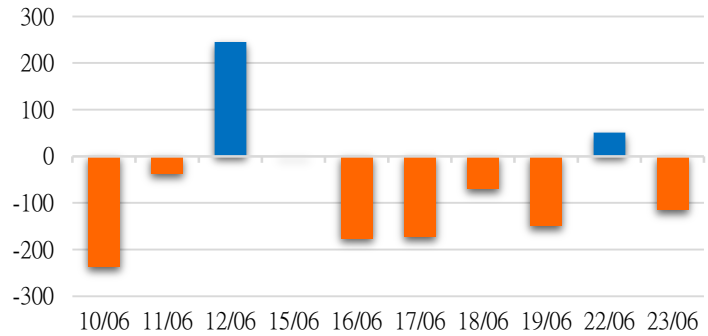
We Create Fortune

自營進出統計

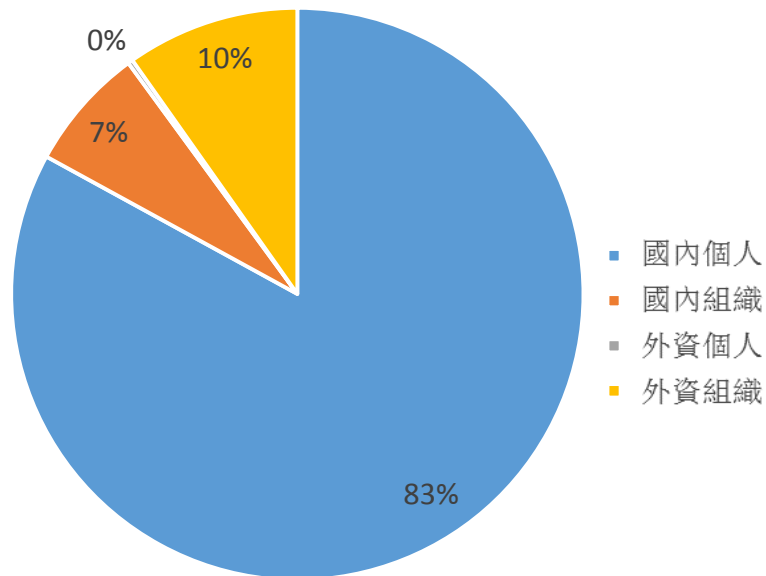
證券代碼	買超金額 (百萬盾)	證券代碼	賣超金額 (百萬盾)
NHH	29,997	MWG	40,032
FPT	5,778	FPT	25,853
MBB	4,563	HPG	19,402
HPG	4,443	VPB	14,343
MWG	3,981	MBB	11,217

券商自營交易最大前名

券商自營交易每日買/賣超 (bil.VND)



越南證券市場投資人類別統計

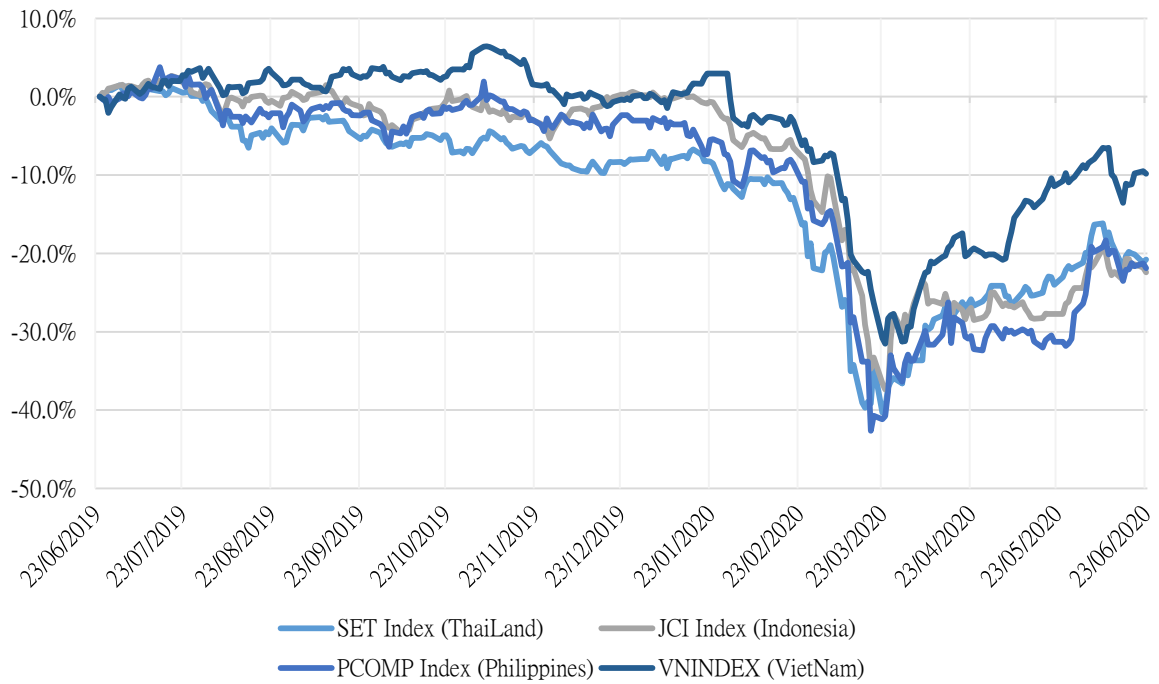


資料源: FinPro - YSVN



We Create Fortune

東南亞主要市場走勢比較

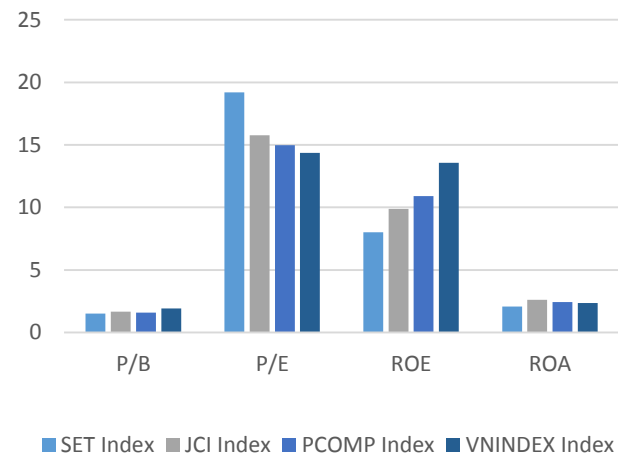


東南亞主要市場數據

		Thailand	Indonesia	Philippines	Vietnam
P/B		1.5x	1.6x	1.6x	1.9x
P/E		19.1x	16.0x	15.4x	14.3x
ROE	%	8.11	9.88	10.90	13.57
ROA	%	2.12	2.63	2.44	2.36
Vốn hóa	Tỷ USD	483.97	398.14	161.44	130.34
GTGD	Triệu USD	2.38	0.58	0.10	0.38
LS cổ tức	%	3.59	3.19	1.93	2.07

YSVN

源：
B
l
o
o
m
B
e
r
g
&





We Create **Fortune**

元大證券（越南）公司

個人客戶分析部

Nguyễn Thế Minh

研究分析經理

+84 28 3622 6868 ext 3826

minh.nguyen@yuanta.com.vn

Lý Thị Hiên

研究分析主管

+84 28 3622 6868 ext 3908

hien.ly@yuanta.com.vn

Quách Đức Khánh

高級分析專員

+84 28 3622 6868 ext 3833

khanh.quach@yuanta.com.vn

Phạm Tấn Phát

高級分析專員

+84 28 3622 6868 ext 3880

phat.pham@yuanta.com.vn

Nguyễn Trịnh Ngọc Hồng

分析專員

+84 28 3622 6868 ext 3832

hong.nguyen@yuanta.com.vn

個人客戶業務部

Nguyễn Thanh Tùng

總公司業務經理

+84 28 3622 6868 ext 3609

tung.nguyen@yuanta.com.vn

Nguyễn Việt Quang

河內分行經理

+84 28 3622 6868 ext 3404

quang.nguyen@yuanta.com.vn

Võ Thị Thu Thủy

平陽分行經理

+84 28 3622 6868 ext 3505

thuy.vo@yuanta.com.vn

Nguyễn Mạnh Hoạt

堤岸分行經理

+84 28 3622 6868 ext 3847

hoat.nguyen@yuanta.com.vn

Bùi Quốc Phong

同奈分行經理

+84 28 3622 6868

phong.bui@yuanta.com.vn

Chung Kim Hoa

華人客戶部經理

+84 28 3622 6868 ext 3828

hoa.chung@yuanta.com.vn

Đinh Thị Thu Cúc

頭頓分行經理

+84 28 3622 6868 ext 3203

cuc.dinh@yuanta.com.vn

Võ Đình Tuấn

峴港分行經理

+84 28 3622 6868 ext 3301

tuun.vo@yuanta.com.vn

Nguyễn Đức Hoàn

河內南部營業中心經理

+84 28 3622 6868 ext 3409

hoan.nguyen@yuanta.com.vn



We Create **Fortune**

Appendix A: Important Disclosures

Analyst Certification

Each research analyst primarily responsible for the content of this research report, in whole or in part, certifies that with respect to each security or issuer that the analyst covered in this report: (1) all of the views expressed accurately reflect his or her personal views about those securities or issuers; and (2) no part of his or her compensation was, is, or will be, directly or indirectly, related to the specific recommendations or views expressed by that research analyst in the research report.

Ratings Definitions

BUY: We have a positive outlook on the stock based on our expected absolute or relative return over the investment period. Our thesis is based on our analysis of the company's outlook, financial performance, catalysts, valuation and risk profile. We recommend investors add to their position.

HOLD-Outperform: In our view, the stock's fundamentals are relatively more attractive than peers at the current price. Our thesis is based on our analysis of the company's outlook, financial performance, catalysts, valuation and risk profile.

HOLD-Underperform: In our view, the stock's fundamentals are relatively less attractive than peers at the current price. Our thesis is based on our analysis of the company's outlook, financial performance, catalysts, valuation and risk profile.

SELL: We have a negative outlook on the stock based on our expected absolute or relative return over the investment period. Our thesis is based on our analysis of the company's outlook, financial performance, catalysts, valuation and risk profile. We recommend investors reduce their position.

Under Review: We actively follow the company, although our estimates, rating and target price are under review.

Restricted: The rating and target price have been suspended temporarily to comply with applicable regulations and/or Yuanta policies.

Note: Yuanta research coverage with a Target Price is based on an investment period of 12 months. Greater China Discovery Series coverage does not have a formal 12 month Target Price and the recommendation is based on an investment period specified by the analyst in the report.

Global Disclaimer

© 2018 Yuanta. All rights reserved. The information in this report has been compiled from sources we believe to be reliable, but we do not hold ourselves responsible for its completeness or accuracy. It is not an offer to sell or solicitation of an offer to buy any securities. All opinions and estimates included in this report constitute our judgment as of this date and are subject to change without notice.

This report provides general information only. Neither the information nor any opinion expressed herein constitutes an offer or invitation to make an offer to buy or sell securities or other investments. This material is prepared for general circulation to clients and is not intended to provide tailored investment advice and does not take into account the individual financial situation and objectives of any specific person who may receive this report. Investors should seek financial advice regarding the appropriateness of investing in any securities, investments or investment strategies discussed or recommended in this report. The information contained in this report has been compiled from sources believed to be reliable but no representation or warranty, express or implied, is made as to its accuracy, completeness or correctness. This report is not (and should not be construed as) a solicitation to act as securities broker or dealer in any jurisdiction by any person or company that is not legally permitted to carry on such business in that jurisdiction.

Yuanta research is distributed in the United States only to Major U.S. Institutional Investors (as defined in Rule 15a-6 under the Securities Exchange Act of 1934, as amended and SEC staff interpretations thereof). All transactions by a US person in the securities mentioned in this report must be effected through a registered broker-dealer under Section 15 of the Securities Exchange Act of 1934, as amended. Yuanta research is distributed in Taiwan by Yuanta Securities Investment Consulting. Yuanta research is distributed in Hong Kong by Yuanta Securities (Hong Kong) Co. Limited, which is licensed in Hong Kong by the Securities and Futures Commission for regulated activities, including Type 4 regulated activity (advising on securities). In Hong Kong, this research report may not be redistributed, retransmitted or disclosed, in whole or in part or any form or manner, without the express written