

當日市場：許多指數跌至重要支撐位附近

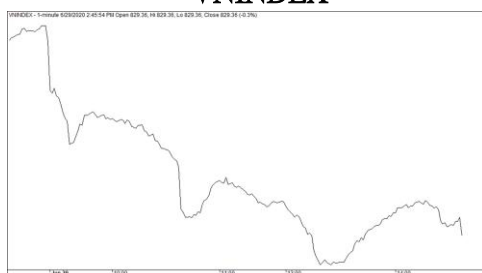
2020/06/29

市場走勢

市場指數	VNI	HNI	UPCOM
收盤	829.36	110.32	55.51
%日	-2.65%	-2.76%	-1.60%
%週	-4.81%	-3.84%	-2.06%
%月	-4.06%	0.46%	0.87%
%年	-12.69%	6.58%	-0.25%
成交值(十億盾)			
當日	5,383	587	285
日均量/週	5,054	569	260
日均量/月	6,747	715	431
外資進出			
買進	400.05	2.40	14.56
賣出	546.81	5.61	12.73
買賣超	-146.76	-3.21	1.84
市場漲跌家數			
上漲	51	49	68
下跌	293	124	113
持平	50	192	722
市場指標			
P/E	13.87	9.29	16.56
總市值 (兆盾)	2,977	211	853
股息殖利 率	3.00%	2.21%	6.06%

資料源: Bloomberg - YSVN

VNINDEX



HNIINDEX



市場走勢

由於對新冠肺炎病毒第二次爆發的擔憂，世界股市都不太積極。所有指數均大幅下跌時，越南股市也不例外。VNIndex 收盤下跌 2.65%，收於 829.36 點。HNX-Index 下跌 2.76%，收於 110.32 點；Upcom-Index 下跌 1.6%。市場的總交易價值為 5 兆 1,500 億盾，比上一盤增長了 39%。

謹慎的情緒導致市場繼續處於下跌的狀態，許多股票暴跌。銀行，房地產，食品飲料股成為市場上受負面影響最大的類股，如 VPB (-4.5%)，SSI (-4.5%)，BID (-3.5%)，TCB (-3.4%)，VRE (-3.1%) 等。CTD (+4.8%)，EIB (+.4%) 是 VN30-Index 中僅有的兩檔上漲的股票。

也有一些逆市而行的股票，而 TCH (+5.5%) 收於 22,900 盾，為當日最高水平。同樣，BCG 在上週末舉行的年度股東大會之後也達漲停。

外資的交易是導致市場深跌的原因，他們賣超近 1,480 億越南盾，其中集中拋售 VNM (660 億)，SSI (361 億)。另一方面，他們積極買進 VHM (254 億)，FUEVFNND (252 億)。

市場短期觀點

我們認為，當許多股票跌至短期超賣區域並且 VN-Index 處於 50 天移動平均線附近時，觸底的需求可能會增加。同時，VNMidcaps 和 VNSmallcaps 也跌至中期修正階段的重要支撐位附近，因此投機性現金流可能在未來幾盤中增加。此外，短期投資者的心理繼續對當前趨勢更加悲觀，並跌至近過度悲觀的領域。

我們的趨勢指標系統保持了兩個主要指數的下跌趨勢，VN-Index 的阻力位在 866.62 點和 HNX-Index 的在 116.62 點。因此，我們建議短期投資者繼續觀測市場，並限制在下跌階段拋售股票。

We Create Fortune

技術分析圖



指數技術分析圖 VN-Index



指數技術分析圖 HNX-Index

指數	短期趨勢	中期趨勢	阻力區 1	阻力區 2	支撐區 1	支撐區 2
VN-Index	下跌	上漲	997	1,000	988	953
HNX-Index	下跌	上漲	106	108	99	90
VN30	下跌	上漲	895	935	877	863
VNMidcaps	上漲	上漲	992	1,030	969	963
VNSmallcaps	上漲	上漲	835	845	822	804



We Create Fortune

胡志明市交易所 (HSX)

	收盤	漲跌%
VNI	829.36	-2.65%
VN30	774.81	-2.60%
VN Mid	866.21	-2.74%
VN Small	744.31	-3.08%

河內交易所 (HSX)

	收盤	漲跌%
HNI	110.32	-2.76%
HN30	211.42	-3.81%
VNX AllSh	750.7	-2.67%

UPCOM 市場 (UPCoM)

	收盤	漲跌%
UPCoM	55.51	-1.60%

外資交易	成交值(十億盾)
買進	400.05
賣出	546.81
買超/賣超	-146.76

外資交易	成交值(十億盾)
買進	2.40
賣出	5.61
買超/賣超	-3.21

外資交易	成交值(十億盾)
買進	14.56
賣出	12.73
買超/賣超	1.84

上漲排名/股碼	漲跌 (VND)	漲跌%
BCG	430	6.98%
TCH	1200	5.53%
CTD	3200	4.79%
FTS	500	3.52%
VNG	450	2.96%

上漲排名/股碼	漲跌 (VND)	漲跌%
THD	3100	9.97%
S99	200	1.46%
NVB	100	1.16%
DNP	0	0.00%
TAR	0	0.00%

上漲排名/股碼	漲跌 (VND)	漲跌%
SWC	96	0.71%
CTR	-152	-0.34%
VLC	-194	-0.63%
C4G	-63	-0.86%
BOT	-453	-0.89%

下跌排名/股碼	漲跌 (VND)	漲跌%
CKG	-800	-6.99%
FLC	-290	-6.94%
ITA	-350	-6.93%
TV2	-5700	-6.93%
SCR	-430	-6.92%

下跌排名/股碼	漲跌 (VND)	漲跌%
LAS	-600	-9.23%
SHS	-1000	-7.81%
TNG	-900	-7.03%
HUT	-200	-6.90%
SHB	-900	-6.43%

下跌排名/股碼	漲跌 (VND)	漲跌%
PXL	-663	-5.87%
G36	-375	-5.77%
LTG	-1058	-5.01%
ACV	-2717	-4.43%
SIP	-3674	-4.22%

*備註：市值>5,000 億盾；成交值>15 億盾

市值排名/股碼	十億盾
VIC	309,492
VCB	308,949
VHM	248,687
VNM	201,826
BID	160,479

市值排名/股碼	十億盾
ACB	39,241
SHB	24,575
VCG	12,412
VCS	9,716
PVI	6,728

市值排名/股碼	十億盾
ACV	133,655
VEA	57,887
MCH	50,115
BCM	27,618
BSR	22,094

交易量排名/股碼	成交值	30 日均
EIB	27,696,891	175,483
HQC	19,843,140	25,147,383
ROS	18,271,690	33,536,292
ITA	18,191,050	23,108,372
FLC	14,279,510	18,349,634

交易量排名/股碼	成交值	30 日均
HUT	7,082,922	8,858,172
ACB	4,379,272	4,847,686
KLF	3,811,334	4,965,232
PVS	3,642,769	5,599,388
SHS	3,554,815	3,734,011

交易量排名/股碼	成交值	30 日均
LPB	5,609,866	6,563,032
BSR	5,452,663	6,240,599
G36	1,285,149	1,068,934
OIL	1,197,965	1,509,235
C4G	1,015,530	826,606

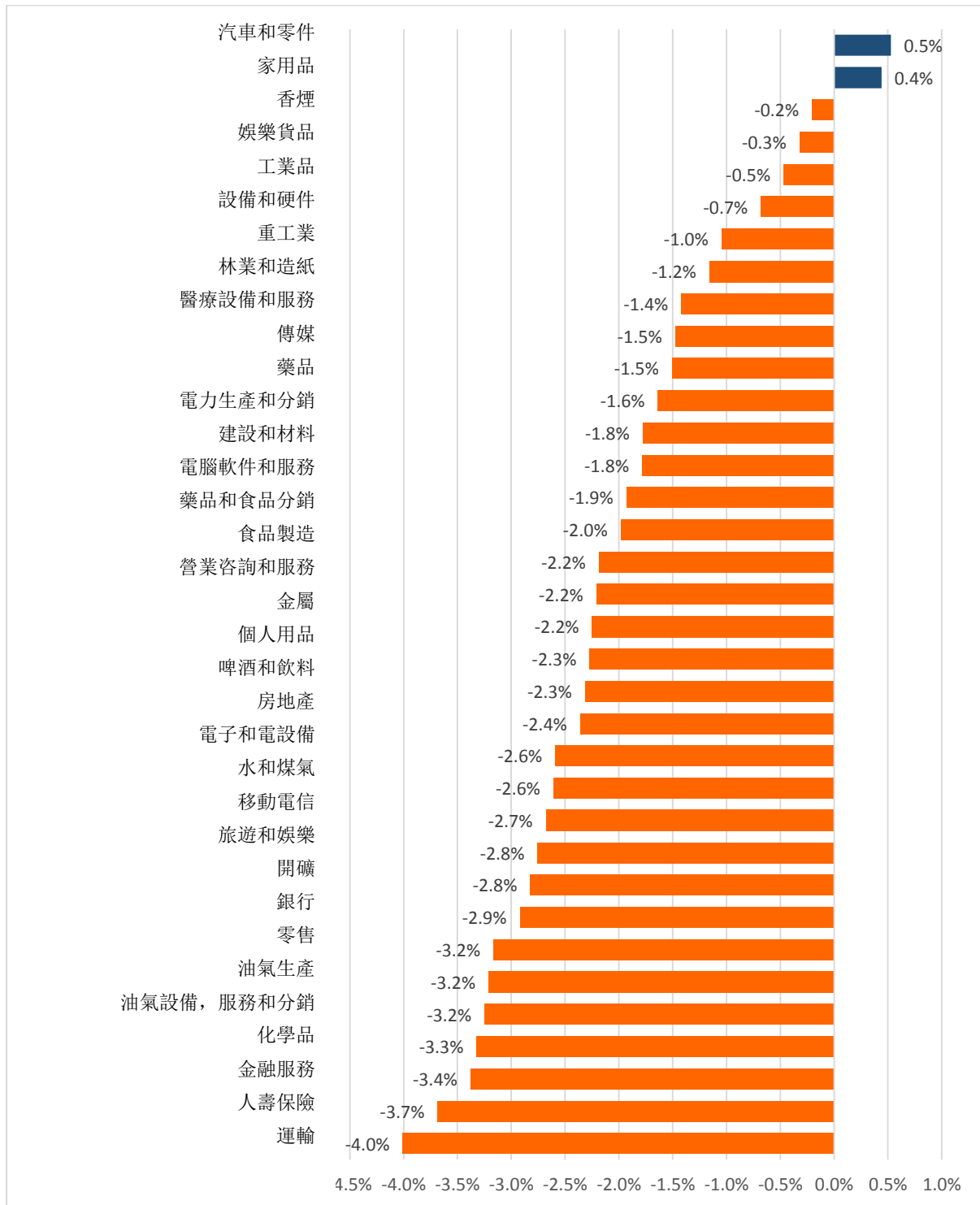
資料源: Bloomberg & Yuanta Research

資料源: Bloomberg & Yuanta Research

資料源: Bloomberg & Yuanta Research

We Create Fortune

各行業板塊的交易走勢



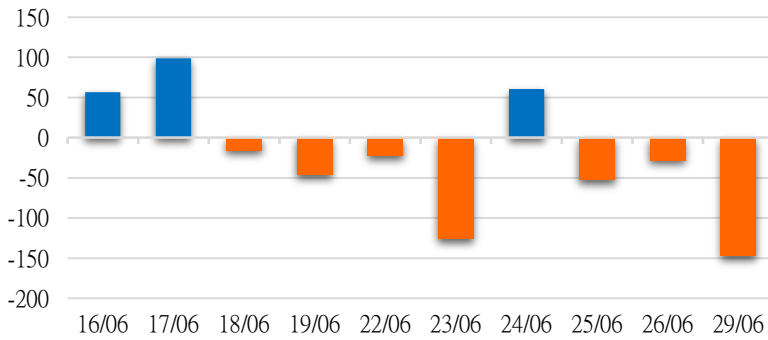
資料源: FiinPro - YSVN



We Create Fortune

外資買進賣統計

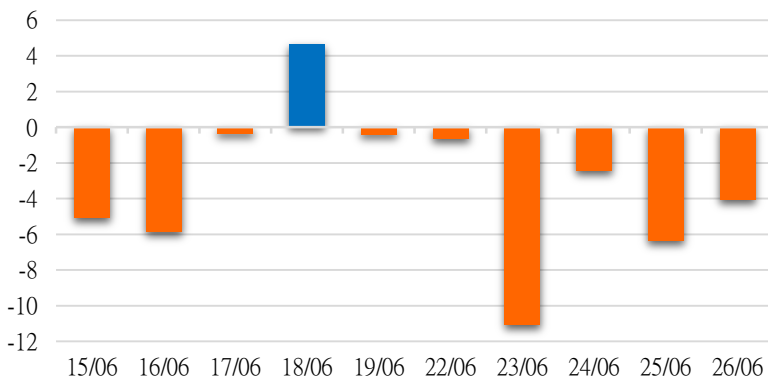
HSX 外資每日買/賣超



證券代碼	買超金額 (百萬盾)	證券代碼	賣超金額 (百萬盾)
VHM	25,464	VNM	66,092
GEX	20,024	SSI	36,137
HPG	6,597	VIC	19,509
HBC	4,581	HSG	13,892
BMP	4,514	HDB	12,319

HSX 外資買/賣超的前 5 名

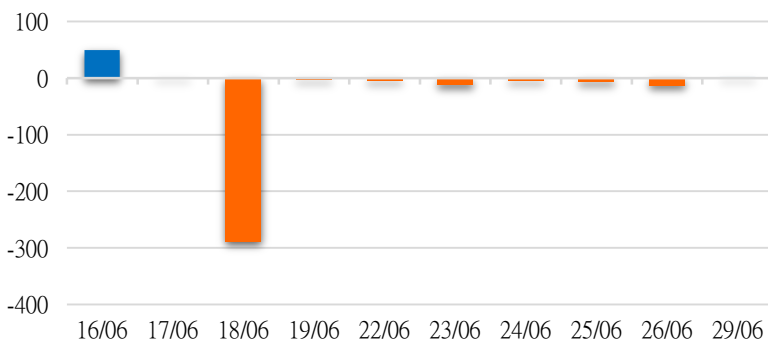
HNX 外資每日買/賣超



證券代碼	買超金額 (百萬盾)	證券代碼	賣超金額 (百萬盾)
VCS	287	VCG	1,321
ART	276	SHS	1,156
IDV	228	HAD	793
MBG	163	PVS	484
PMC	118	PSD	466

HNX 外資買/賣超的前 5 名

UPCOM 外資每日買/賣超



證券代碼	買超金額 (百萬盾)	證券代碼	賣超金額 (百萬盾)
BCM	2,187	VLC	1,530
BSR	621	ACV	1,129
ABI	312	HND	432
QNS	232	BDG	240
SNZ	76	LPB	233

UPCOM 外資買/賣超的前 5 名

源: FiinPro - YSVN



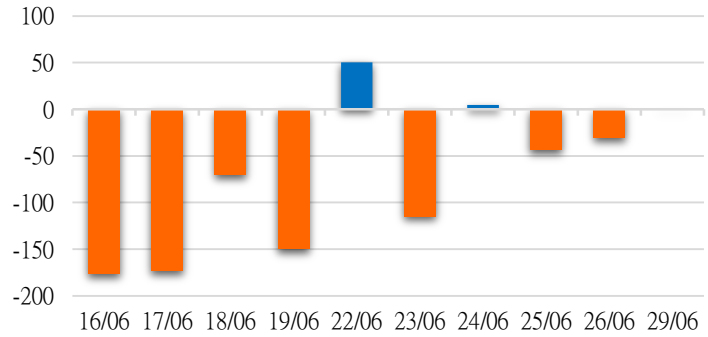
We Create **Fortune**

自營進出統計

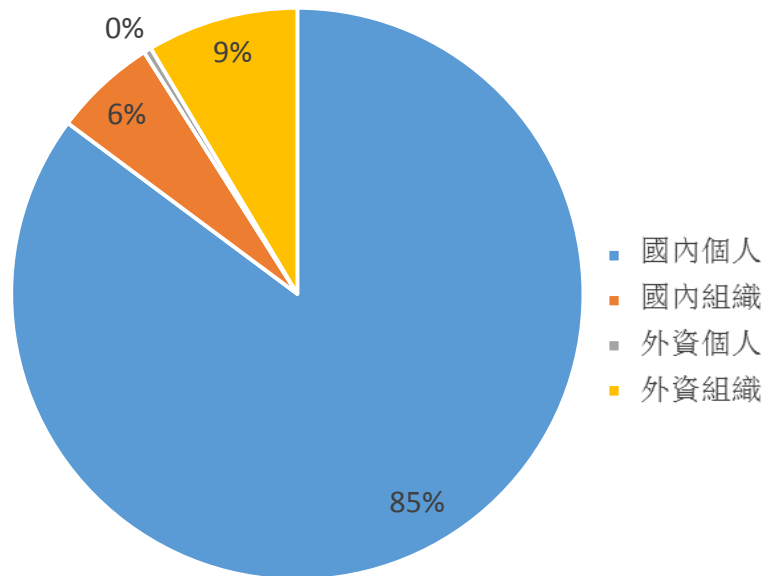
證券代碼	買超金額 (百萬盾)	證券代碼	賣超金額 (百萬盾)
STB	14,343	FUEVFNVD	26,034
CTG	6,118	FPT	5,398
FPT	5,265	CTG	4,938
MWG	4,975	HPG	4,473
E1VFN30	4,316	MBB	4,140

券商自營交易最大前名

券商自營交易每日買/賣超 (bil.VND)



越南證券市場投資人類別統計

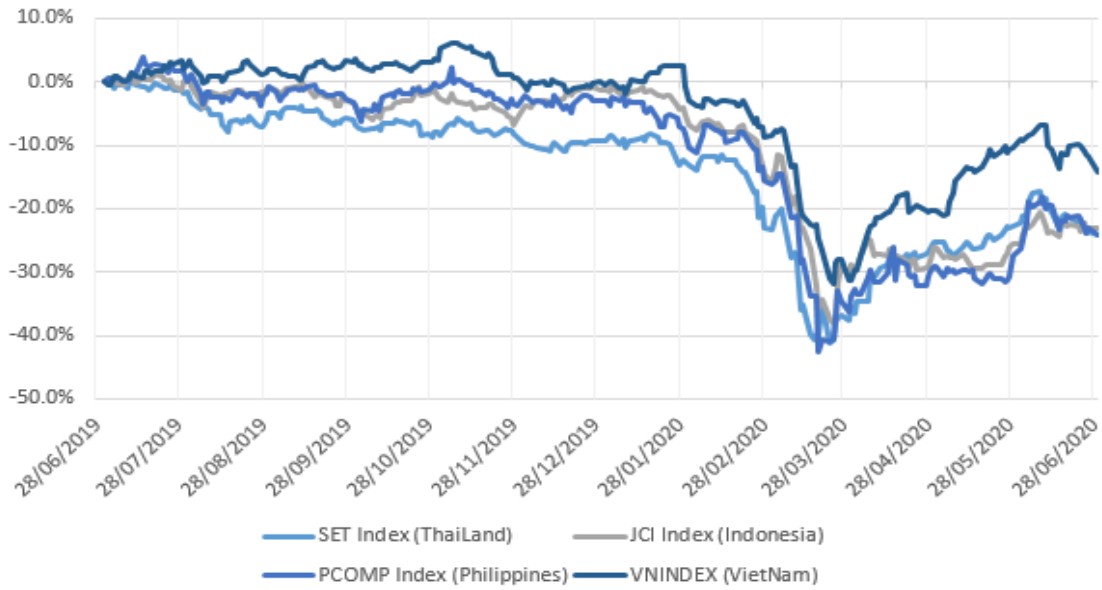


資料源: FinPro - YSVN



We Create Fortune

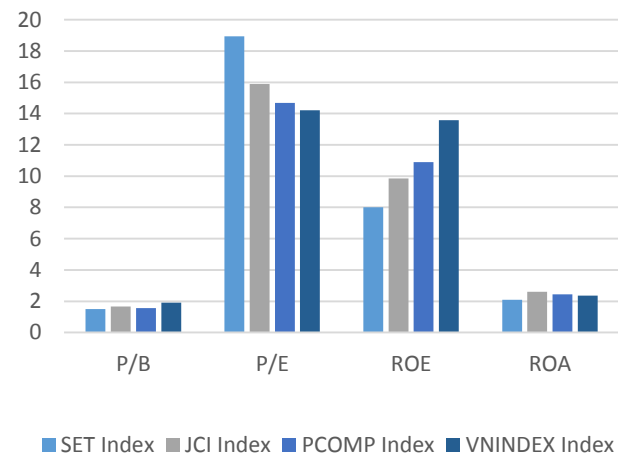
東南亞主要市場走勢比較



東南亞主要市場數據

		Thailand	Indonesia	Philippines	Vietnam	源 : B l o o m B e r g &
P/B		1.5x	1.6x	1.6x	1.9x	
P/E		19.1x	16.0x	15.4x	14.3x	
ROE	%	8.11	9.88	10.90	13.57	
ROA	%	2.12	2.63	2.44	2.36	
Vốn hóa	Tỷ USD	483.97	398.14	161.44	130.34	
GTGD	Triệu USD	2.38	0.58	0.10	0.38	
LS cổ tức	%	3.59	3.19	1.93	2.07	

YSVN





We Create **Fortune**

元大證券（越南）公司

個人客戶分析部

Nguyễn Thế Minh

研究分析經理

+84 28 3622 6868 ext 3826

minh.nguyen@yuanta.com.vn

Lý Thị Hiền

研究分析主管

+84 28 3622 6868 ext 3908

hien.ly@yuanta.com.vn

Quách Đức Khánh

高級分析專員

+84 28 3622 6868 ext 3833

khanh.quach@yuanta.com.vn

Phạm Tấn Phát

高級分析專員

+84 28 3622 6868 ext 3880

phat.pham@yuanta.com.vn

Nguyễn Trịnh Ngọc Hồng

分析專員

+84 28 3622 6868 ext 3832

hong.nguyen@yuanta.com.vn

個人客戶業務部

Nguyễn Thanh Tùng

總公司業務經理

+84 28 3622 6868 ext 3609

tung.nguyen@yuanta.com.vn

Nguyễn Việt Quang

河內分行經理

+84 28 3622 6868 ext 3404

quang.nguyen@yuanta.com.vn

Võ Thị Thu Thủy

平陽分行經理

+84 28 3622 6868 ext 3505

thuy.vo@yuanta.com.vn

Nguyễn Mạnh Hoạt

堤岸分行經理

+84 28 3622 6868 ext 3847

hoat.nguyen@yuanta.com.vn

Bùi Quốc Phong

同奈分行經理

+84 28 3622 6868

phong.bui@yuanta.com.vn

Chung Kim Hoa

華人客戶部經理

+84 28 3622 6868 ext 3828

hoa.chung@yuanta.com.vn

Đinh Thị Thu Cúc

頭頓分行經理

+84 28 3622 6868 ext 3203

cuc.dinh@yuanta.com.vn

Võ Đình Tuấn

峴港分行經理

+84 28 3622 6868 ext 3301

tuun.vo@yuanta.com.vn

Nguyễn Đức Hoàn

河內南部營業中心經理

+84 28 3622 6868 ext 3409

hoan.nguyen@yuanta.com.vn



We Create **Fortune**

Appendix A: Important Disclosures

Analyst Certification

Each research analyst primarily responsible for the content of this research report, in whole or in part, certifies that with respect to each security or issuer that the analyst covered in this report: (1) all of the views expressed accurately reflect his or her personal views about those securities or issuers; and (2) no part of his or her compensation was, is, or will be, directly or indirectly, related to the specific recommendations or views expressed by that research analyst in the research report.

Ratings Definitions

BUY: We have a positive outlook on the stock based on our expected absolute or relative return over the investment period. Our thesis is based on our analysis of the company's outlook, financial performance, catalysts, valuation and risk profile. We recommend investors add to their position.

HOLD-Outperform: In our view, the stock's fundamentals are relatively more attractive than peers at the current price. Our thesis is based on our analysis of the company's outlook, financial performance, catalysts, valuation and risk profile.

HOLD-Underperform: In our view, the stock's fundamentals are relatively less attractive than peers at the current price. Our thesis is based on our analysis of the company's outlook, financial performance, catalysts, valuation and risk profile.

SELL: We have a negative outlook on the stock based on our expected absolute or relative return over the investment period. Our thesis is based on our analysis of the company's outlook, financial performance, catalysts, valuation and risk profile. We recommend investors reduce their position.

Under Review: We actively follow the company, although our estimates, rating and target price are under review.

Restricted: The rating and target price have been suspended temporarily to comply with applicable regulations and/or Yuanta policies.

Note: Yuanta research coverage with a Target Price is based on an investment period of 12 months. Greater China Discovery Series coverage does not have a formal 12 month Target Price and the recommendation is based on an investment period specified by the analyst in the report.

Global Disclaimer

© 2018 Yuanta. All rights reserved. The information in this report has been compiled from sources we believe to be reliable, but we do not hold ourselves responsible for its completeness or accuracy. It is not an offer to sell or solicitation of an offer to buy any securities. All opinions and estimates included in this report constitute our judgment as of this date and are subject to change without notice.

This report provides general information only. Neither the information nor any opinion expressed herein constitutes an offer or invitation to make an offer to buy or sell securities or other investments. This material is prepared for general circulation to clients and is not intended to provide tailored investment advice and does not take into account the individual financial situation and objectives of any specific person who may receive this report. Investors should seek financial advice regarding the appropriateness of investing in any securities, investments or investment strategies discussed or recommended in this report. The information contained in this report has been compiled from sources believed to be reliable but no representation or warranty, express or implied, is made as to its accuracy, completeness or correctness. This report is not (and should not be construed as) a solicitation to act as securities broker or dealer in any jurisdiction by any person or company that is not legally permitted to carry on such business in that jurisdiction.

Yuanta research is distributed in the United States only to Major U.S. Institutional Investors (as defined in Rule 15a-6 under the Securities Exchange Act of 1934, as amended and SEC staff interpretations thereof). All transactions by a US person in the securities mentioned in this report must be effected through a registered broker-dealer under Section 15 of the Securities Exchange Act of 1934, as amended. Yuanta research is distributed in Taiwan by Yuanta Securities Investment Consulting. Yuanta research is distributed in Hong Kong by Yuanta Securities (Hong Kong) Co. Limited, which is licensed in Hong Kong by the Securities and Futures Commission for regulated activities, including Type 4 regulated activity (advising on securities). In Hong Kong, this research report may not be redistributed, retransmitted or disclosed, in whole or in part or any form or manner, without the express written