

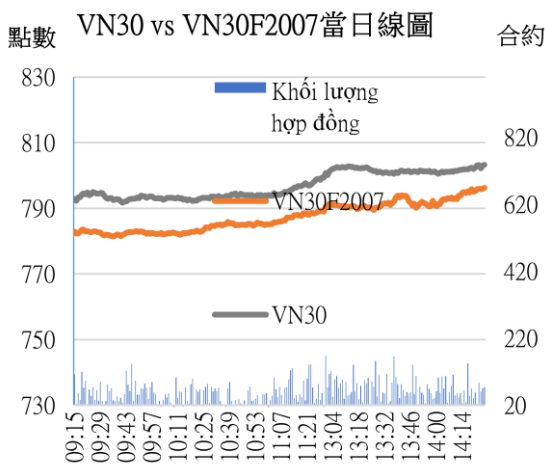
當日期貨市場：短期上漲空間仍然存在

2020/07/06

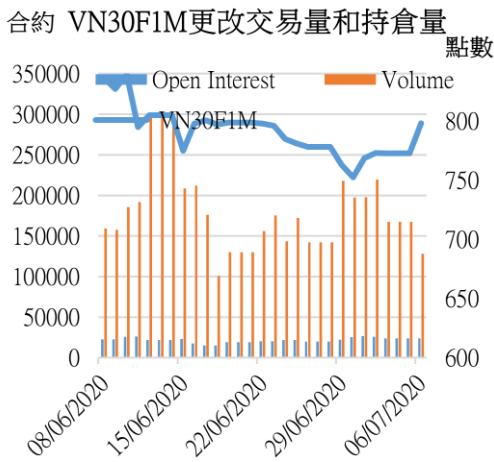
合約走勢

單位	收盤	+/-	成交量	到期日
VN30F2007	798.3	25.5	128,165	16/07
VN30F2008	789.5	25.8	671	20/08
VN30F2009	781.9	24.5	145	17/09
VN30F2012	776.8	22.1	147	17/12

源自：Bloomberg - YSVN



源自：Bloomberg - YSVN



源自：Bloomberg - YSVN

技術信號

- VN30F2007 正沿著短期上漲通道上漲，並且上漲的波動相當大。有了積極的發展勢頭，預計 VN30F2007 將在短期內繼續上漲，目標為 803-805 點，Fibonacci Projection 261.8%和最近的頂值。
- 在 Elliott 波的根源處，隨著 C 波的發展，VN30F2007 可能會以 Expanded Flat (A-B-C) 波恢復。當 VN30F2007 從 807-813 點（對應於 61.8%-78.6% Fibonacci Retracement）急劇轉弱時，這種模式將得到確認。

投資策略

- 當天策略 (Intraday)：投資者應考慮在修正階段的 790-793 點之間開多頭，停損於 788 點，目標為 803-805 點。
- 主要短期趨勢策略 (Daily)：投資者考慮在當價格未能超過 807-813 點時開空嘔吐，停損於 815 點。如果價格收於 813 點以上，則投資者可在對應點數開多頭。

趨勢	VN30F2006-Daily	VN30F2006-1H
短期	下跌	上漲
支撐 1	760	790
支撐 2	680	785
阻力 1	835	803
阻力 2	850	807



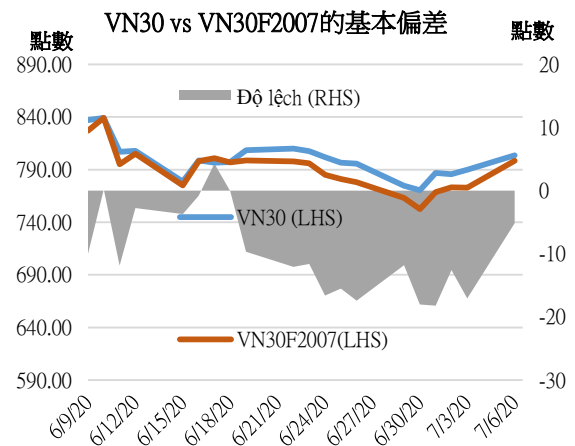
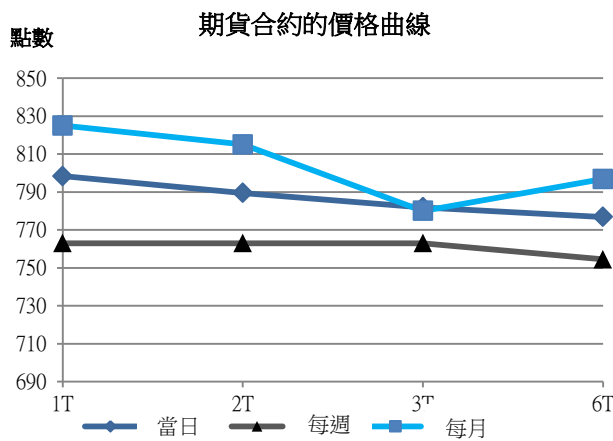
Pham Tan Phat  
高級分析專員  
Email: [phat.pham@yuanta.com.vn](mailto:phat.pham@yuanta.com.vn)  
Phone: (084) 28 3622 6868 ext 3880



We Create Fortune

期貨合約

	收盤價	+/-	+/- %	成交量	+/- %	Fair Value	最後清算日	剩餘時間
	單位：點	點	%	合約		單位：點		日
VN30 Index	803.5	13.6	1.7%	0				
VN30F2007	798.3	25.5	3.3%	128,165	-23.51%	804	16/07/2020	11
VN30F2008	789.5	25.8	3.4%	671	72.49%	811	20/08/2020	46
VN30F2009	781.9	24.5	3.2%	145	163.64%	817	17/09/2020	74
VN30F2012	776.8	22.1	2.9%	147	133.33%	836	17/12/2020	165



上漲排名/ 前 5 檔	影響 點數	下跌排名/ 前 5 檔	影響 點數
VNM	1.78	VJC	-0.10
VPB	1.57	CTD	-0.08
VHM	1.53	EIB	-0.07
TCB	1.34	VCB	-0.05
STB	1.30	HDB	0.00

股價上漲 前 5 檔	%	股價下跌 前 5 檔	%
STB	5.00	CTD	-2.13
VHM	3.86	EIB	-0.28
CTG	3.36	VJC	-0.28
POW	3.31	VCB	-0.12
VPB	3.29	HDB	0.00

We Create Fortune

**VN30 指數股票名單**

股票代碼	企業名稱	產業	比重	收盤價	資本	PER	PBR	3 個月成交量	外資持股	52 週走高	52 週走低
		單位	%	VND	Tỷ VND	x	x	000 cp	%	VND	VND
BID	越南投資與發展商業股份銀行	金融	1.1%	40,100	161,283	18.7	2.1	1,351	18%	55,800	29,500
CTD	Coteccons 建築股份公司	工業	0.4%	78,200	5,966	9.7	0.7	483	46%	115,000	44,000
CTG	越南工商股份銀行	金融	2.8%	23,050	85,824	9.2	1.1	5,961	30%	28,450	16,600
BVH	Bao Viet (保越) 集團	金融	0.5%	47,000	34,889	36.0	1.8	845	28%	88,600	32,300
PLX	越南油氣集團	能量	0.8%	46,400	55,254	53.4	2.9	1,279	14%	66,500	35,100
EIB	越南進出口貿易股份銀行	金融	3.0%	17,800	21,884	23.0	1.4	346	30%	18,950	14,000
FPT	FPT 發展投資工藝股份公司	CNTT	4.8%	46,800	36,687	11.2	2.5	2,012	49%	53,304	34,870
GAS	越南氣體總公司 - 股份公司	公用服務	1.1%	72,400	138,570	12.4	2.7	770	3%	112,500	53,900
POW	越南天然氣股份總公司	公用服務	0.8%	9,990	23,395	9.7	0.9	5,770	12%	15,000	6,850
HDB	胡志明市發展商業股份銀行	金融	2.9%	26,000	25,114	7.1	1.3	1,287	21%	30,100	16,100
HPG	Hoa Phat (和發) 集團股份公司	原材料	7.5%	27,600	76,206	10.0	1.5	10,845	36%	28,600	15,250
MBB	軍隊貿易股份銀行	金融	4.0%	17,000	40,994	5.0	1.0	6,560	23%	23,900	13,150
MSN	Masan 集團股份公司	必需消費品	4.4%	57,600	67,331	14.5	1.6	1,521	39%	84,700	46,400
MWG	世界移動通信投資股份公司	非必需消費品	4.0%	83,500	37,810	9.5	2.8	1,344	49%	129,500	56,300
NVL	Nova 房地產投資集團股份公司	房地產	3.6%	64,200	62,245	17.9	2.8	1,030	6%	65,100	49,100
PNJ	Phu Nhuan (富潤) 珠寶股份公司	非必需消費品	1.7%	59,500	13,395	11.3	2.7	855	49%	92,500	45,000
REE	冷機電股份公司	工業	0.8%	31,950	9,906	6.4	1.0	564	49%	40,150	26,100
ROS	FLC Faros 建築股份公司	工業	0.1%	3,040	1,725	11.3	0.3	20,581	2%	29,500	2,870
SAB	Sai Gon (西貢) 飲料-酒-啤酒股份公司	必需消費品	2.1%	180,500	115,751	26.9	6.7	89	63%	291,000	111,500
SBT	Bien Hoa - Thanh Thanh Cong (邊和 - 成成功) 股份公司	必需消費品	0.6%	14,300	8,390	83.8	1.2	2,376	6%	22,700	11,600
SSI	SSI 西貢證券股份公司	金融	0.9%	15,600	9,375	12.8	1.0	4,748	50%	22,328	9,569
STB	西貢商信銀行 (sacombank)	金融	3.4%	11,550	20,832	8.7	0.8	12,729	9%	12,700	7,120
TCB	越南技商股份銀行 (Techcombank)	金融	7.5%	20,250	70,878	6.8	1.1	2,144	22%	25,500	14,000
VCB	越南外商貿易股份銀行	金融	5.5%	82,900	307,466	17.1	3.6	1,229	24%	95,000	56,600
VHM	Vinhomes 股份公司	房地產	5.1%	80,800	265,793	10.3	4.2	2,178	20%	102,300	52,000
VIC	Vingroup 集團股份公司	房地產	7.2%	91,400	309,154	43.6	3.8	719	14%	126,500	68,000
VJC	Vietjet 越捷航空股份公司	工業	4.6%	107,700	56,417	15.1	3.8	409	18%	148,800	93,200
VNM	越南牛奶股份公司	必需消費品	10.7%	116,500	202,871	21.4	6.8	1,368	59%	135,500	83,700
VPB	Viet Nam Thịnh Vuong (越南繁榮) 貿易股份銀行	金融	6.1%	22,000	53,630	5.9	1.2	4,916	23%	29,300	16,000
VRE	Vincom Retail 股份公司	房地產	1.9%	27,100	61,580	22.1	2.3	3,333	31%	37,950	16,900



We Create **Fortune**

## 元大證券（越南）公司

### 個人客戶分析部

**Nguyễn Thế Minh**

研究分析經理

+84 28 3622 6868 ext 3826

minh.nguyen@yuanta.com.vn

**Lý Thị Hiền**

研究分析主管

+84 28 3622 6868 ext 3908

hien.ly@yuanta.com.vn

**Quách Đức Khánh**

高級分析專員

+84 28 3622 6868 ext 3833

khanh.quach@yuanta.com.vn

**Phạm Tấn Phát**

高級分析專員

+84 28 3622 6868 ext 3880

phat.pham@yuanta.com.vn

**Nguyễn Trịnh Ngọc Hồng**

分析專員

+84 28 3622 6868 ext 3832

hong.nguyen@yuanta.com.vn

### 個人客戶業務部

**Nguyễn Thanh Tùng**

總公司業務經理

+84 28 3622 6868 ext 3609

tung.nguyen@yuanta.com.vn

**Nguyễn Việt Quang**

河內分行經理

+84 28 3622 6868 ext 3404

quang.nguyen@yuanta.com.vn

**Võ Thị Thu Thủy**

平陽分行經理

+84 28 3622 6868 ext 3505

thuy.vo@yuanta.com.vn

**Nguyễn Mạnh Hoạt**

堤岸分行經理

+84 28 3622 6868 ext 3847

hoat.nguyen@yuanta.com.vn

**Bùi Quốc Phong**

同奈分行經理

+84 28 3622 6868

phong.bui@yuanta.com.vn

**Chung Kim Hoa**

華人客戶部經理

+84 28 3622 6868 ext 3828

hoa.chung@yuanta.com.vn

**Đinh Thị Thu Cúc**

頭頓分行經理

+84 28 3622 6868 ext 3203

cuc.dinh@yuanta.com.vn

**Võ Đình Tuấn**

峴港分行經理

+84 28 3622 6868 ext 3301

[tuun.vo@yuanta.com.vn](mailto:tuun.vo@yuanta.com.vn)

**Nguyễn Đức Hoàn**

河內南部營業中心經理

+84 28 3622 6868 ext 3409

hoan.nguyen@yuanta.com.vn



We Create **Fortune**

## Appendix A: Important Disclosures

### Analyst Certification

Each research analyst primarily responsible for the content of this research report, in whole or in part, certifies that with respect to each security or issuer that the analyst covered in this report: (1) all of the views expressed accurately reflect his or her personal views about those securities or issuers; and (2) no part of his or her compensation was, is, or will be, directly or indirectly, related to the specific recommendations or views expressed by that research analyst in the research report.

### Ratings Definitions

**BUY:** We have a positive outlook on the stock based on our expected absolute or relative return over the investment period. Our thesis is based on our analysis of the company's outlook, financial performance, catalysts, valuation and risk profile. We recommend investors add to their position.

**HOLD-Outperform:** In our view, the stock's fundamentals are relatively more attractive than peers at the current price. Our thesis is based on our analysis of the company's outlook, financial performance, catalysts, valuation and risk profile.

**HOLD-Underperform:** In our view, the stock's fundamentals are relatively less attractive than peers at the current price. Our thesis is based on our analysis of the company's outlook, financial performance, catalysts, valuation and risk profile.

**SELL:** We have a negative outlook on the stock based on our expected absolute or relative return over the investment period. Our thesis is based on our analysis of the company's outlook, financial performance, catalysts, valuation and risk profile. We recommend investors reduce their position.

**Under Review:** We actively follow the company, although our estimates, rating and target price are under review.

**Restricted:** The rating and target price have been suspended temporarily to comply with applicable regulations and/or Yuanta policies.

Note: Yuanta research coverage with a Target Price is based on an investment period of 12 months. Greater China Discovery Series coverage does not have a formal 12 month Target Price and the recommendation is based on an investment period specified by the analyst in the report.

### Global Disclaimer

© 2018 Yuanta. All rights reserved. The information in this report has been compiled from sources we believe to be reliable, but we do not hold ourselves responsible for its completeness or accuracy. It is not an offer to sell or solicitation of an offer to buy any securities. All opinions and estimates included in this report constitute our judgment as of this date and are subject to change without notice.

This report provides general information only. Neither the information nor any opinion expressed herein constitutes an offer or invitation to make an offer to buy or sell securities or other investments. This material is prepared for general circulation to clients and is not intended to provide tailored investment advice and does not take into account the individual financial situation and objectives of any specific person who may receive this report. Investors should seek financial advice regarding the appropriateness of investing in any securities, investments or investment strategies discussed or recommended in this report. The information contained in this report has been compiled from sources believed to be reliable but no representation or warranty, express or implied, is made as to its accuracy, completeness or correctness. This report is not (and should not be construed as) a solicitation to act as securities broker or dealer in any jurisdiction by any person or company that is not legally permitted to carry on such business in that jurisdiction.

Yuanta research is distributed in the United States only to Major U.S. Institutional Investors (as defined in Rule 15a-6 under the Securities Exchange Act of 1934, as amended and SEC staff interpretations thereof). All transactions by a US person in the securities mentioned in this report must be effected through a registered broker-dealer under Section 15 of the Securities Exchange Act of 1934, as amended. Yuanta research is distributed in Taiwan by Yuanta Securities Investment Consulting. Yuanta research is distributed in Hong Kong by Yuanta Securities (Hong Kong) Co. Limited, which is licensed in Hong Kong by the Securities and Futures Commission for regulated activities, including Type 4 regulated activity (advising on securities). In Hong Kong, this research report may not be redistributed, retransmitted or disclosed, in whole or in part or any form or manner, without the express written