

當日市場：流動性轉向至中型股

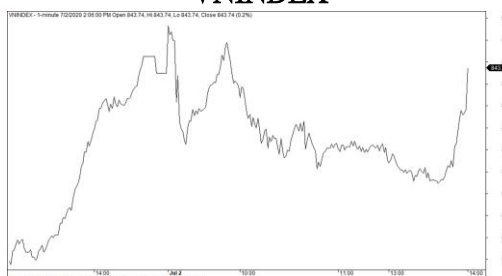
2020/07/02

市場走勢

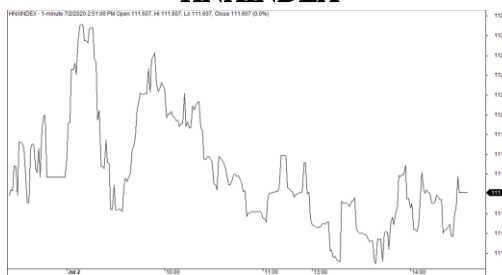
市場指數	VNI	HNI	UPCOM
收盤	842.38	111.61	55.89
%日	-0.13%	-0.07%	-0.29%
%週	-1.43%	-2.16%	-1.31%
%月	-3.71%	-1.79%	-0.16%
%年	-12.43%	7.88%	1.69%
成交值(十億盾)			
當日	3,719	242	160
日均量/週	4,486	442	263
日均量/月	6,525	670	416
外資進出			
買進	543.21	1.22	4.36
賣出	720.72	1.67	4.17
買賣超	-177.51	-0.45	0.19
市場漲跌家數			
上漲	145	72	91
下跌	169	76	65
持平	80	217	747
市場指標			
P/E	13.73	9.16	16.20
總市值 (兆盾)	2,947	208	834
股息殖利 率	2.96%	2.15%	5.79%

資料源: Bloomberg - YSVN

VNINDEX



HNIINDEX



市場走勢

各區域股市均有積極的趨勢，因上海，恆生和南韓綜合的股市指數均上漲超過 1%。越南股市的趨勢卻相反，在窄幅波動，並且在此前的強勁上漲之後趨於積累。VN-Index 收跌 0.13%，收於 842.38 點。HNX-Index 也出現了類似的跌勢，跌至 111.61 點。三大市場的交易價值繼續減少，接近 3 兆 2,800 億越南盾。

因低價的供應持續轉弱，當天市場的交易處於平衡的狀態。VNM (-1.5%)，VIC (-1.2%) 是下跌最顯著的藍籌股。

MSN (+3.1%)，SAB (+2.4%) 和 BVH (+2.1%) 等藍籌股的漲幅比普通市場好。CTD 連續第二盤漲停，收於 79,600 盾，高於舊的短期頂值。

現金流量強烈參與了中型股，因此有許多股票獲得了相當不錯的漲幅，如 VGC (+6.9%)，DHC (+6.6%)，DBC (+4.8%)，HBC (+3.9%) 等。

外資賣超價值近 1,770 億越南盾。其中，主要拋售 IBC (562 億) 和 VIC (209 億)。在買超方面，外資的交易表現不佳，MSN (180 億) 是唯一買超價值超過 100 億的股票。

市場短期觀點

我們認為，市場可能會恢復並繼續在約主要指數的 50 天均值波動。枯竭的流動性和低現金流量表明需求仍未準備好返回市場，並且在接下來的幾盤中市場可能會繼續橫盤整移動。同時，投資者情緒也有所改善。

我們的趨勢指標系統維持兩個主要指數的短期下跌趨勢，VN-Index 和 HNIINDEX 的阻力位分別為 862.05 點和 115.26 點。因此，我們建議短期投資者遠離市場，而不是在現階段拋售股票。

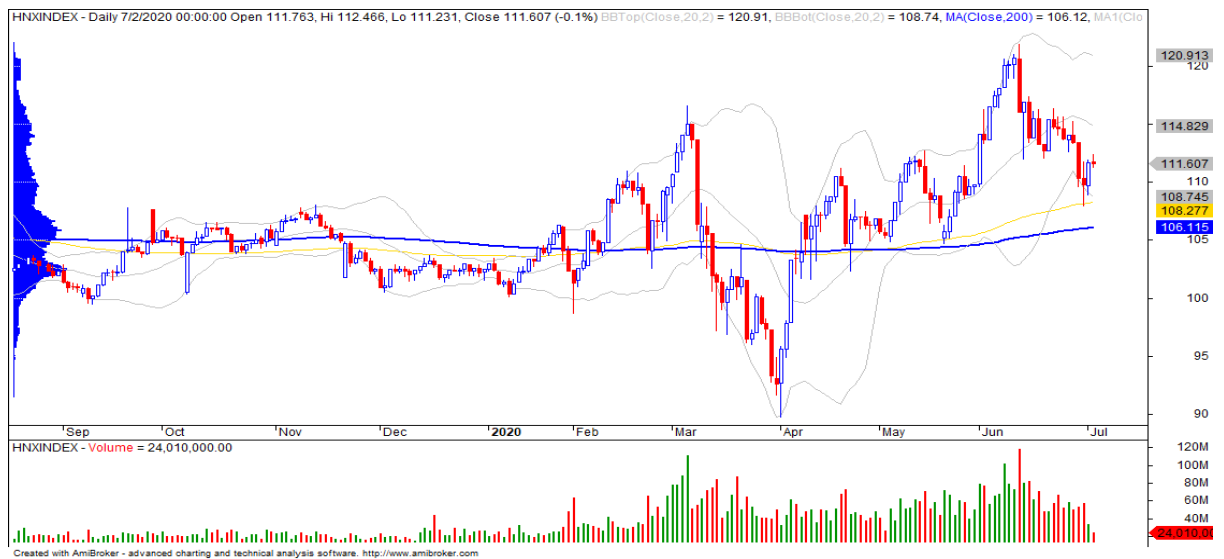


We Create Fortune

技術分析圖



指數技術分析圖 VN-Index



指數技術分析圖 HNX-Index

指數	短期趨勢	中期趨勢	阻力區 1	阻力區 2	支撐區 1	支撐區 2
VN-Index	下跌	上漲	997	1,000	988	953
HNX-Index	下跌	上漲	106	108	99	90
VN30	下跌	上漲	895	935	877	863
VNMidcaps	下跌	上漲	992	1,030	969	963
VNSmallcaps	下跌	上漲	835	845	822	804



We Create Fortune

胡志明市交易所 (HSX)

	收盤	漲跌%
VNI	842.38	-0.13%
VN30	785.59	-0.16%
VN Mid	876.12	0.14%
VN Small	750.45	-0.09%

河內交易所 (HSX)

	收盤	漲跌%
HNI	111.61	-0.07%
HN30	214.39	-0.36%
VNX AllSh	761.28	-0.20%

UPCOM 市場 (UPCoM)

	收盤	漲跌%
UPCoM	55.89	-0.29%

外資交易	成交值(十億盾)
買進	543.21
賣出	720.72
買超/賣超	-177.51

外資交易	成交值(十億盾)
買進	1.22
賣出	1.67
買超/賣超	-0.45

外資交易	成交值(十億盾)
買進	4.36
賣出	4.17
買超/賣超	0.19

上漲排名/股碼	漲跌 (VND)	漲跌%
CTD	5200	6.99%
VGC	1350	6.91%
DHC	2350	6.61%
DGW	2650	6.47%
DBC	2200	4.81%

上漲排名/股碼	漲跌 (VND)	漲跌%
HUT	100	3.85%
NDN	400	2.25%
L14	900	1.38%
VCG	200	0.73%
PLC	100	0.66%

上漲排名/股碼	漲跌 (VND)	漲跌%
G36	338	5.83%
PXL	488	4.74%
CTR	1175	2.58%
C4G	136	2.00%
BSR	102	1.48%

下跌排名/股碼	漲跌 (VND)	漲跌%
DAH	-1250	-6.93%
FLC	-240	-6.20%
AMD	-150	-4.69%
HAI	-140	-4.36%
CTI	-550	-3.63%

下跌排名/股碼	漲跌 (VND)	漲跌%
DNP	-500	-2.96%
CEO	-200	-2.50%
SHB	-200	-1.52%
VIX	-100	-1.33%
AMV	-200	-1.17%

下跌排名/股碼	漲跌 (VND)	漲跌%
VLC	-2328	-7.66%
LPB	-19	-0.23%
MCH	-112	-0.16%
BOT	-39	-0.08%
ADG	424	0.40%

*備註：市值>5,000 億盾；成交值>15 億盾

市值排名/股碼	十億盾
VIC	307,801
VCB	306,724
VHM	252,964
VNM	199,736
BID	157,663

市值排名/股碼	十億盾
ACB	38,576
SHB	23,170
VCG	12,059
VCS	9,700
PVI	6,773

市值排名/股碼	十億盾
ACV	127,814
VEA	56,144
MCH	49,330
BCM	27,221
BSR	21,437

交易量排名/股碼	成交值	30 日均
FLC	21,251,480	18,972,420
HPG	13,000,820	12,998,433
ROS	11,374,250	27,604,660
EIB	10,423,700	146,097
HSG	7,648,550	13,292,372

交易量排名/股碼	成交值	30 日均
HUT	1,915,613	8,294,514
KLF	1,676,813	4,622,527
SHS	1,570,085	3,613,004
NVB	1,543,600	2,694,556
CEO	1,262,991	2,726,003

交易量排名/股碼	成交值	30 日均
LPB	2,061,884	5,599,791
BSR	1,881,751	5,478,130
VIB	1,319,895	1,001,246
G36	701,960	1,023,691
VLC	470,431	132,660

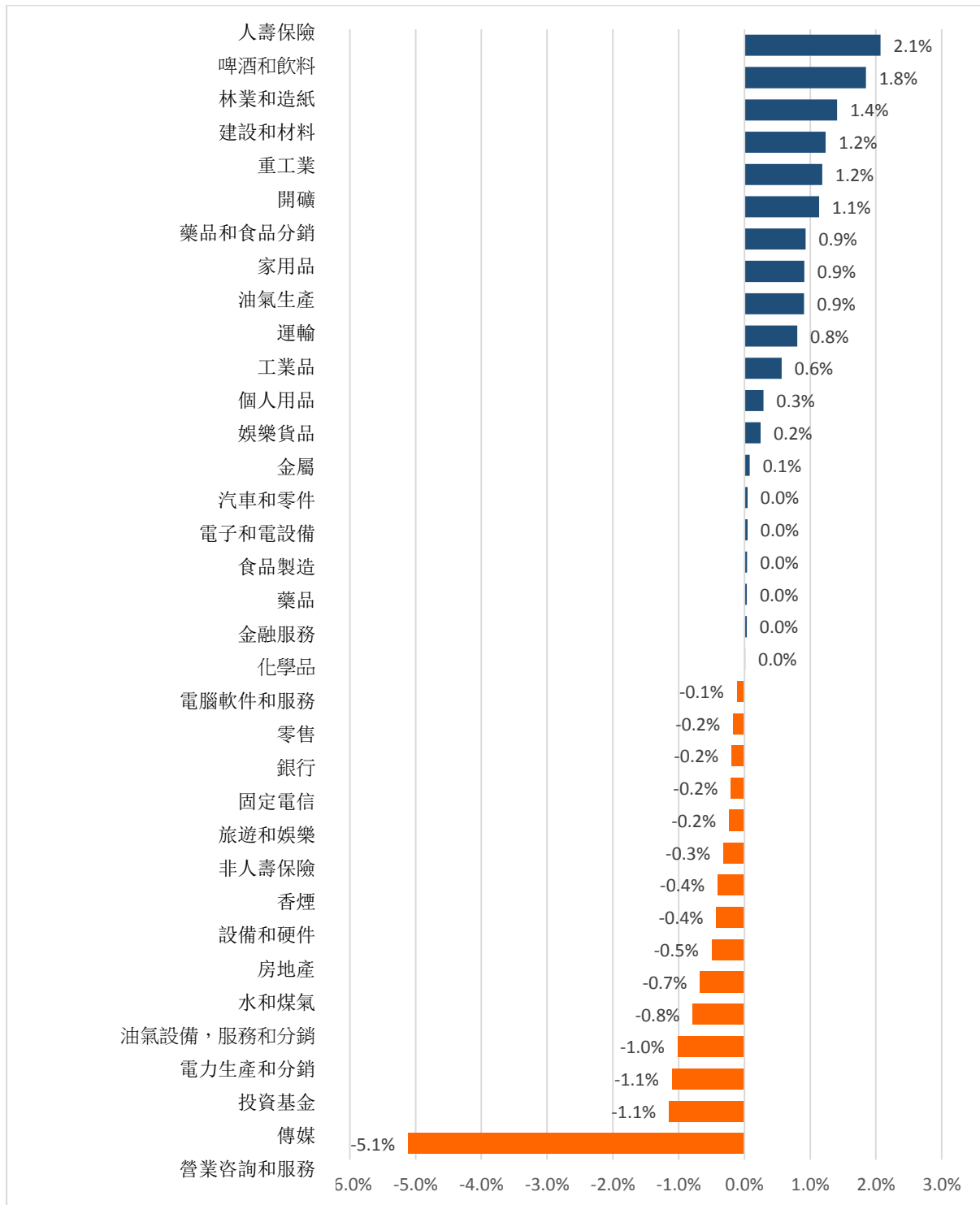
資料源: Bloomberg & Yuanta Research

資料源: Bloomberg & Yuanta Research

資料源: Bloomberg & Yuanta Research

We Create Fortune

各行業板塊的交易走勢

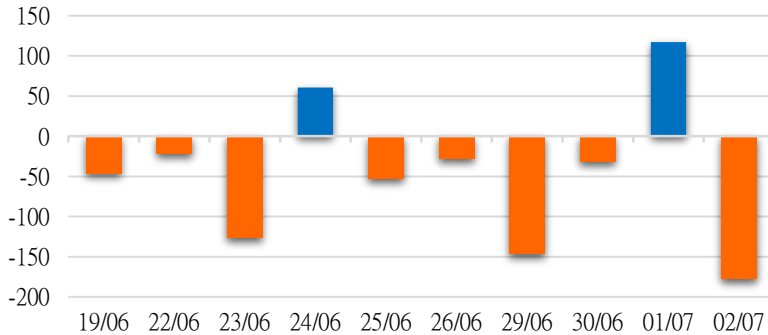


資料源: FiinPro - YSVN

We Create Fortune

外資買進賣統計

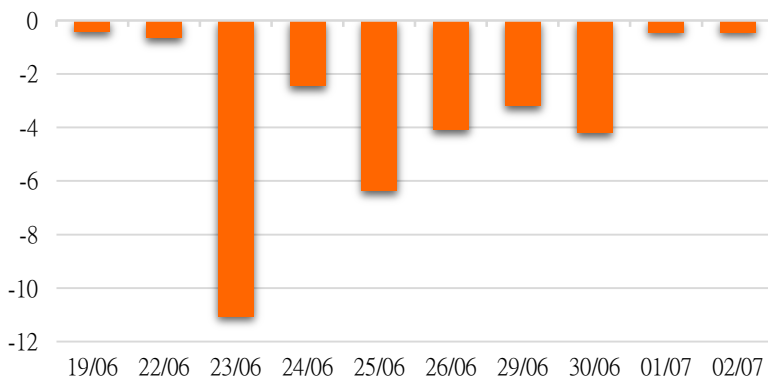
HSX 外資每日買/賣超



證券代碼	買超金額 (百萬盾)	證券代碼	賣超金額 (百萬盾)
MSN	18,803	IBC	56,252
GEX	9,283	VIC	20,905
HPG	7,527	POW	17,453
NVL	6,610	DBC	16,972
NLG	4,338	VCB	14,778

HSX 外資買/賣超的前 5 名

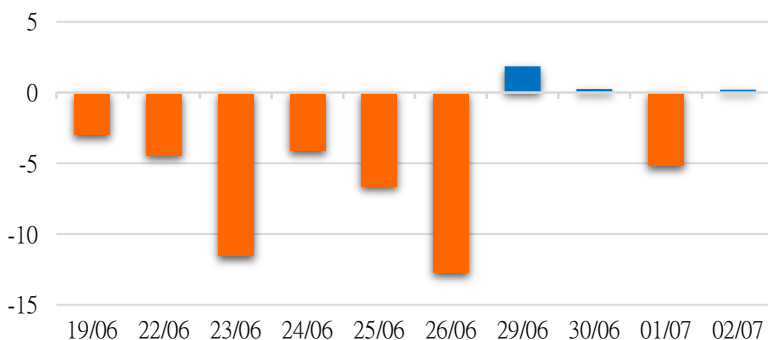
HNX 外資每日買/賣超



證券代碼	買超金額 (百萬盾)	證券代碼	賣超金額 (百萬盾)
PGT	429	SHS	650
WCS	101	SHB	246
BAX	82	DHP	129
PLC	75	THT	112
NDN	35	HUT	50

HNX 外資買/賣超的前 5 名

UPCOM外資每日買/賣超



證券代碼	買超金額 (百萬盾)	證券代碼	賣超金額 (百萬盾)
BSR	529	ACV	2,264
MCH	493	SKV	202
BCM	127	VEA	170
VAV	104	MFS	136
MSR	74	TCW	57

UPCOM 外資買/賣超的前 5 名

源: FiinPro - YSVN



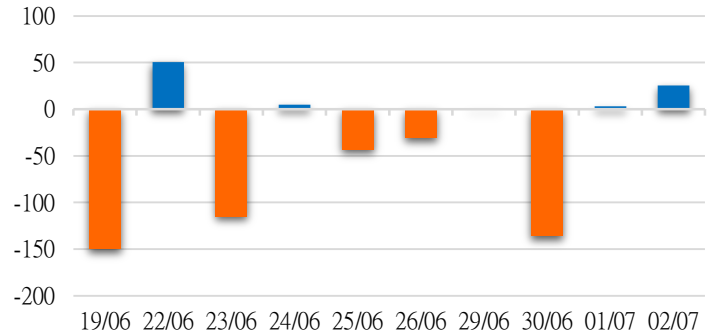
We Create **Fortune**

自營進出統計

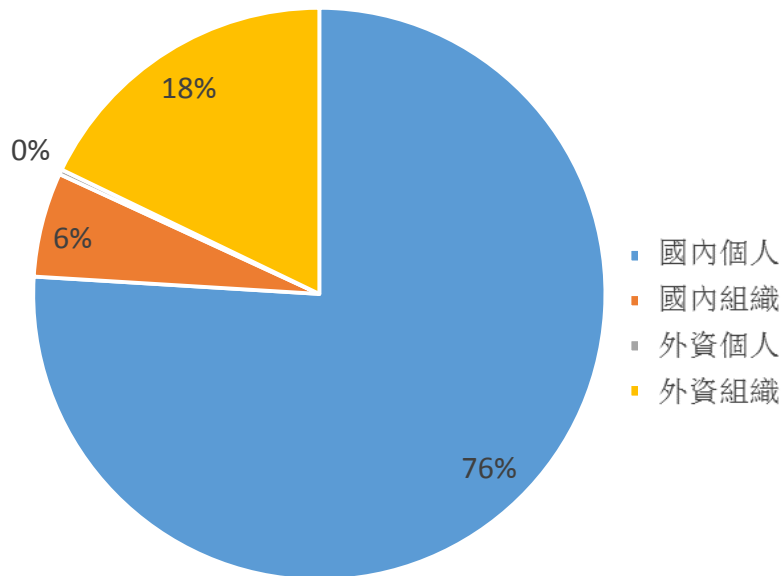
證券代碼	買超金額 (百萬盾)	證券代碼	賣超金額 (百萬盾)
VNM	4,948	HPG	7,261
TCB	4,441	FPT	3,379
VPB	4,272	FUEVFNVD	3,127
STB	4,241	MWG	2,709
HPG	4,129	MBB	2,592

券商自營交易最大前名

券商自營交易每日買/賣超 (bil.VND)



越南證券市場投資人類別統計

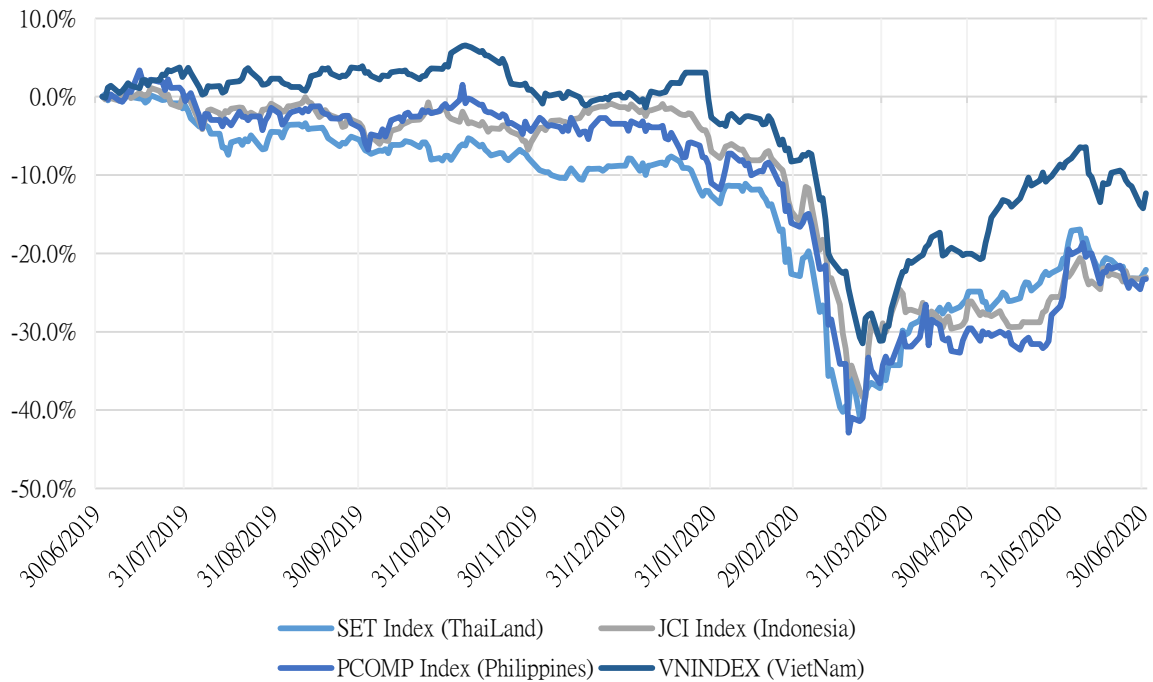


資料源: FinPro - YSVN



We Create Fortune

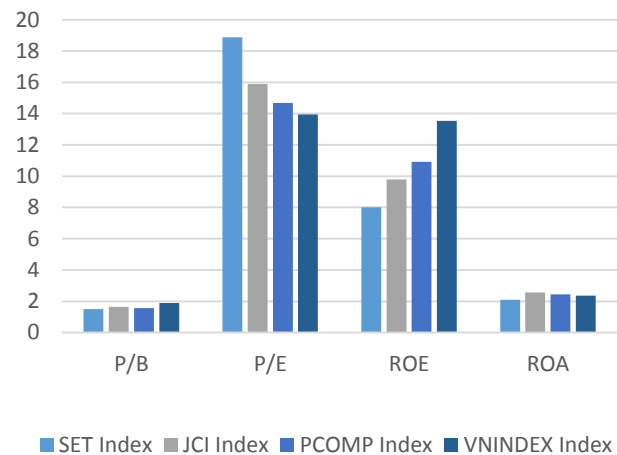
東南亞主要市場走勢比較



東南亞主要市場數據

		Thailand	Indonesia	Philippines	Vietnam
P/B		1.5x	1.6x	1.6x	1.9x
P/E		19.1x	16.0x	15.4x	14.3x
ROE	%	8.11	9.88	10.90	13.57
ROA	%	2.12	2.63	2.44	2.36
Vốn hóa	Tỷ USD	483.97	398.14	161.44	130.34
GTGD	Triệu USD	2.38	0.58	0.10	0.38
LS cổ tức	%	3.59	3.19	1.93	2.07

源: Bloomberg & YSVN





We Create **Fortune**

元大證券（越南）公司

個人客戶分析部

Nguyễn Thế Minh

研究分析經理

+84 28 3622 6868 ext 3826

minh.nguyen@yuanta.com.vn

Lý Thị Hiền

研究分析主管

+84 28 3622 6868 ext 3908

hien.ly@yuanta.com.vn

Quách Đức Khánh

高級分析專員

+84 28 3622 6868 ext 3833

khanh.quach@yuanta.com.vn

Phạm Tấn Phát

高級分析專員

+84 28 3622 6868 ext 3880

phat.pham@yuanta.com.vn

Nguyễn Trịnh Ngọc Hồng

分析專員

+84 28 3622 6868 ext 3832

hong.nguyen@yuanta.com.vn

個人客戶業務部

Nguyễn Thanh Tùng

總公司業務經理

+84 28 3622 6868 ext 3609

tung.nguyen@yuanta.com.vn

Nguyễn Việt Quang

河內分行經理

+84 28 3622 6868 ext 3404

quang.nguyen@yuanta.com.vn

Võ Thị Thu Thủy

平陽分行經理

+84 28 3622 6868 ext 3505

thuy.vo@yuanta.com.vn

Nguyễn Mạnh Hoạt

堤岸分行經理

+84 28 3622 6868 ext 3847

hoat.nguyen@yuanta.com.vn

Bùi Quốc Phong

同奈分行經理

+84 28 3622 6868

phong.bui@yuanta.com.vn

Chung Kim Hoa

華人客戶部經理

+84 28 3622 6868 ext 3828

hoa.chung@yuanta.com.vn

Đinh Thị Thu Cúc

頭頓分行經理

+84 28 3622 6868 ext 3203

cuc.dinh@yuanta.com.vn

Võ Đình Tuấn

峴港分行經理

+84 28 3622 6868 ext 3301

tuan.vo@yuanta.com.vn

Nguyễn Đức Hoàn

河內南部營業中心經理

+84 28 3622 6868 ext 3409

hoan.nguyen@yuanta.com.vn



We Create **Fortune**

Appendix A: Important Disclosures

Analyst Certification

Each research analyst primarily responsible for the content of this research report, in whole or in part, certifies that with respect to each security or issuer that the analyst covered in this report: (1) all of the views expressed accurately reflect his or her personal views about those securities or issuers; and (2) no part of his or her compensation was, is, or will be, directly or indirectly, related to the specific recommendations or views expressed by that research analyst in the research report.

Ratings Definitions

BUY: We have a positive outlook on the stock based on our expected absolute or relative return over the investment period. Our thesis is based on our analysis of the company's outlook, financial performance, catalysts, valuation and risk profile. We recommend investors add to their position.

HOLD-Outperform: In our view, the stock's fundamentals are relatively more attractive than peers at the current price. Our thesis is based on our analysis of the company's outlook, financial performance, catalysts, valuation and risk profile.

HOLD-Underperform: In our view, the stock's fundamentals are relatively less attractive than peers at the current price. Our thesis is based on our analysis of the company's outlook, financial performance, catalysts, valuation and risk profile.

SELL: We have a negative outlook on the stock based on our expected absolute or relative return over the investment period. Our thesis is based on our analysis of the company's outlook, financial performance, catalysts, valuation and risk profile. We recommend investors reduce their position.

Under Review: We actively follow the company, although our estimates, rating and target price are under review.

Restricted: The rating and target price have been suspended temporarily to comply with applicable regulations and/or Yuanta policies.

Note: Yuanta research coverage with a Target Price is based on an investment period of 12 months. Greater China Discovery Series coverage does not have a formal 12 month Target Price and the recommendation is based on an investment period specified by the analyst in the report.

Global Disclaimer

© 2018 Yuanta. All rights reserved. The information in this report has been compiled from sources we believe to be reliable, but we do not hold ourselves responsible for its completeness or accuracy. It is not an offer to sell or solicitation of an offer to buy any securities. All opinions and estimates included in this report constitute our judgment as of this date and are subject to change without notice.

This report provides general information only. Neither the information nor any opinion expressed herein constitutes an offer or invitation to make an offer to buy or sell securities or other investments. This material is prepared for general circulation to clients and is not intended to provide tailored investment advice and does not take into account the individual financial situation and objectives of any specific person who may receive this report. Investors should seek financial advice regarding the appropriateness of investing in any securities, investments or investment strategies discussed or recommended in this report. The information contained in this report has been compiled from sources believed to be reliable but no representation or warranty, express or implied, is made as to its accuracy, completeness or correctness. This report is not (and should not be construed as) a solicitation to act as securities broker or dealer in any jurisdiction by any person or company that is not legally permitted to carry on such business in that jurisdiction.

Yuanta research is distributed in the United States only to Major U.S. Institutional Investors (as defined in Rule 15a-6 under the Securities Exchange Act of 1934, as amended and SEC staff interpretations thereof). All transactions by a US person in the securities mentioned in this report must be effected through a registered broker-dealer under Section 15 of the Securities Exchange Act of 1934, as amended. Yuanta research is distributed in Taiwan by Yuanta Securities Investment Consulting. Yuanta research is distributed in Hong Kong by Yuanta Securities (Hong Kong) Co. Limited, which is licensed in Hong Kong by the Securities and Futures Commission for regulated activities, including Type 4 regulated activity (advising on securities). In Hong Kong, this research report may not be redistributed, retransmitted or disclosed, in whole or in part or any form or manner, without the express written